

**2017-2021  
 FIVE-YEAR CAPITAL IMPROVEMENTS PROGRAM  
 WATER PROJECT SUMMARY**

January 9, 2017

|                            | 2017      | 2018      | 2019      | 2020      | 2021      | Category Totals |
|----------------------------|-----------|-----------|-----------|-----------|-----------|-----------------|
| Design/Engineering         | \$15,000  | \$54,300  | \$85,500  | \$26,300  | \$27,100  | \$208,200       |
| Right-of-Way               | \$0       | \$0       | \$0       | \$0       | \$0       | \$0             |
| Utilities                  | \$0       | \$0       | \$10,000  | \$0       | \$0       | \$10,000        |
| Construction               | \$591,650 | \$435,000 | \$717,500 | \$175,100 | \$180,400 | \$2,099,650     |
| Contract Admin./Inspection | \$73,550  | \$52,200  | \$75,200  | \$21,100  | \$21,700  | \$243,750       |
| <b>Yearly Totals</b>       | \$680,200 | \$541,500 | \$888,200 | \$222,500 | \$229,200 |                 |

Source of Funding Water Revenues: Fund 266

**Grand Total = \$2,561,600**

**Portion of Cost to be funded by Development**

|                            | 2017 | 2018 | 2019 | 2020 | 2021 | Category Totals |
|----------------------------|------|------|------|------|------|-----------------|
| Design/Engineering         | \$0  | \$0  | \$0  | \$0  | \$0  | \$0             |
| Right-of-Way               | \$0  | \$0  | \$0  | \$0  | \$0  | \$0             |
| Utilities                  | \$0  | \$0  | \$0  | \$0  | \$0  | \$0             |
| Construction               | \$0  | \$0  | \$0  | \$0  | \$0  | \$0             |
| Contract Admin./Inspection | \$0  | \$0  | \$0  | \$0  | \$0  | \$0             |
| <b>Yearly Totals</b>       | \$0  | \$0  | \$0  | \$0  | \$0  |                 |

Source of Funding Water Revenues: Deposited to Fund 266

**Grand Total = \$0**

Percentage 0%

**2017-2021  
 FIVE-YEAR CAPITAL IMPROVEMENTS PROGRAM  
 WATER PROJECT SUMMARY**

| Project   | Total Cost  | Fiscal Year 2017 | Fiscal Year 2018 | Fiscal Year 2019 | Fiscal Year 2020 | Fiscal Year 2021 | Fund Name     | Fund Number |
|---|-------------|------------------|------------------|------------------|------------------|------------------|---------------|-------------|
| W-20 Water Tank Painting  |             |                  |                  |                  |                  |                  |               |             |
| Design/Engineering  | \$4,500     |                  | \$4,500          |                  |                  |                  |               |             |
| Right-of-Way  |             |                  |                  |                  |                  |                  |               |             |
| Utilities   |             |                  |                  |                  |                  |                  |               |             |
| Construction  | \$270,000   |                  | \$270,000        |                  |                  |                  |               |             |
| Contract Admin./Inspection  | \$32,400    |                  | \$32,400         |                  |                  |                  |               |             |
| TOTAL   | \$306,900   |                  | \$306,900        |                  |                  |                  | Water Revenue | 266         |
| W-28 Norwich Street Water Main                                    |             |                  |                  |                  |                  |                  |               |             |
| Design/Engineering  | \$25,000    |                  |                  |                  |                  |                  |               |             |
| Right-of-Way  | \$45,000    |                  |                  |                  |                  |                  |               |             |
| Utilities   | \$50,000    |                  |                  |                  |                  |                  |               |             |
| Construction  | \$510,000   |                  |                  |                  |                  |                  |               |             |
| Contract Admin./Inspection  | \$30,000    |                  |                  |                  |                  |                  |               |             |
| TOTAL   | \$660,000   |                  |                  |                  |                  |                  | Water Revenue | 266         |
| W-45 Hilliard Participation in Columbus Water System Improvements |             |                  |                  |                  |                  |                  |               |             |
| Design/Engineering  | \$118,700   | \$15,000         | \$24,800         | \$25,500         | \$26,300         | \$27,100         |               |             |
| Right-of-Way  |             |                  |                  |                  |                  |                  |               |             |
| Utilities   |             |                  |                  |                  |                  |                  |               |             |
| Construction  | \$810,500   | \$120,000        | \$165,000        | \$170,000        | \$175,100        | \$180,400        |               |             |
| Contract Admin./Inspection  | \$97,400    | \$14,400         | \$19,800         | \$20,400         | \$21,100         | \$21,700         |               |             |
| TOTAL   | \$1,026,600 | \$149,400        | \$209,600        | \$215,900        | \$222,500        | \$229,200        | Water Revenue | 266         |
| W-46 Britton Parkway - Section 3, - 12" Waterline                 |             |                  |                  |                  |                  |                  |               |             |
| Design/Engineering  |             |                  |                  |                  |                  |                  |               |             |
| Right-of-Way  |             |                  |                  |                  |                  |                  |               |             |
| Utilities   |             |                  |                  |                  |                  |                  |               |             |
| Construction  | \$206,000   | \$206,000        |                  |                  |                  |                  |               |             |
| Contract Admin./Inspection  | \$24,800    | \$24,800         |                  |                  |                  |                  |               |             |
| TOTAL   | \$230,800   | \$230,800        |                  |                  |                  |                  | Water Revenue | 266         |

**2017-2021  
 FIVE-YEAR CAPITAL IMPROVEMENTS PROGRAM  
 WATER PROJECT SUMMARY**

January 9, 2017

| Project                                  | Total Cost | Fiscal Year<br>2017 | Fiscal Year<br>2018 | Fiscal Year<br>2019 | Fiscal Year<br>2020 | Fiscal Year<br>2021 | Fund Name     | Fund Number |
|--|------------|---------------------|---------------------|---------------------|---------------------|---------------------|---------------|-------------|
| W-48 Cosgray Road 16" & 12" Water Main   |            |                     |                     |                     |                     |                     |               |             |
| Design/Engineering                       | \$25,000   |                     | \$25,000            |                     |                     |                     |               |             |
| Right-of-Way                             |            |                     |                     |                     |                     |                     |               |             |
| Utilities                                |            |                     |                     |                     |                     |                     |               |             |
| Construction                             | \$413,150  | \$265,650           |                     | \$147,500           |                     |                     |               |             |
| Contract Admin./Inspection               | \$49,150   | \$34,350            |                     | \$14,800            |                     |                     |               |             |
| TOTAL                                    | \$487,300  | \$300,000           | \$25,000            | \$162,300           |                     |                     | Water Revenue | 266         |
| W-49 Old Hilliard Water Line Replacement |            |                     |                     |                     |                     |                     |               |             |
| Design/Engineering                       | \$60,000   |                     |                     | \$60,000            |                     |                     |               |             |
| Right-of-Way                             |            |                     |                     |                     |                     |                     |               |             |
| Utilities                                | \$10,000   |                     |                     | \$10,000            |                     |                     |               |             |
| Construction                             | \$400,000  |                     |                     | \$400,000           |                     |                     |               |             |
| Contract Admin./Inspection               | \$40,000   |                     |                     | \$40,000            |                     |                     |               |             |
| TOTAL                                    | \$510,000  |                     |                     | \$510,000           |                     |                     | Water Revenue | 266         |

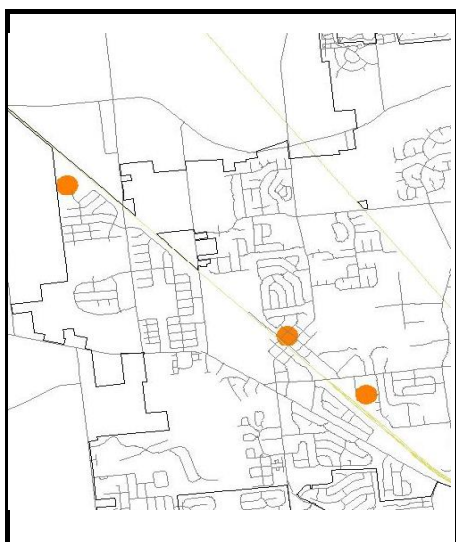
**C.I.P. No. W-20**  
**Water Tank Painting**

This project provides for regular painting of the water towers in Hilliard. Currently, this project involves the Wayne Street, Westbrook Drive and Cosgray Road water tanks. As additional tanks are constructed in the City, they will be added to the painting program.

Tanks should be painted approximately every 10 to 15 years. The Wayne Street (Old Hilliard) water tank was last painted in the early 1990s and was repainted in 2007. The Westbrook Drive tank was repainting in 2013. Engineering studies have shown these tanks have lead paint that will require special protection during the removal of the lead and cadmium. The Cosgray Road water tank was constructed in 2000 and is not scheduled for repainting until 2017.

**2018 - \$306,900**  
 Cosgray Road Water Tower Painting

Location Map  
(No Scale)



Figures below are for 5 year program  
uses current year \$

|                            |                  |
|----------------------------|------------------|
| Design/Engineering         | \$4,500          |
| Right-of-Way               | \$0              |
| Utilities                  | \$0              |
| Construction               | \$270,000        |
| Contract Admin./Inspection | \$32,400         |
| <b>Total</b>               | <b>\$306,900</b> |

Companion C.I.P.'s

[Redacted]

Authorizing Legislation

[Redacted]

Funding Source

|             |               |
|-------------|---------------|
| Department  | 531           |
| Fund Name   | Water Revenue |
| Fund Number | 266           |

Project Origin

[Redacted]

Priority Level: 1

|                            | Fiscal Year = 2017 |           |      |      |      |
|----------------------------|--------------------|-----------|------|------|------|
|                            | 2017               | 2018      | 2019 | 2020 | 2021 |
| Design/Engineering         |                    | \$4,500   |      |      |      |
| Right-of-Way               |                    |           |      |      |      |
| Utilities                  |                    |           |      |      |      |
| Construction               |                    | \$270,000 |      |      |      |
| Contract Admin./Inspection |                    | \$32,400  |      |      |      |

**C.I.P. No. W-45**

**Hilliard Participation in Columbus Water System Improvements**

This project is established to provide a funding source for joint improvements to the water system in the Hilliard area with the City of Columbus. Funding for design and construction administration and inspection have been included.

**2017 - \$149,400**

Design of the Hilliard Roger A. Reynolds Municipal Park Waterline extension and loop \$15,000  
 Point Pleasant Booster Station Improvements \$ 120,000

**2018 - \$209,600**

Construction of the Hilliard Roger A. Reynolds Municipal Park Waterline extension and loop  
 Construction of the extension of the 12-inch waterline along the Heritage Rails to Trail to tie into the Estates of Hoffman Farms and Water Tower. Hilliard share - \$50,000

Location Map  
(No Scale)



Figures below are for 5 year program  
uses current year \$

|                            |                    |
|----------------------------|--------------------|
| Design/Engineering         | \$118,700          |
| Right-of-Way               | \$0                |
| Utilities                  | \$0                |
| Construction               | \$810,500          |
| Contract Admin./Inspection | \$97,400           |
| <b>Total</b>               | <b>\$1,026,600</b> |

Companion C.I.P.'s

[Redacted]

Authorizing Legislation

Ord. 06-17

Funding Source

|             |               |
|-------------|---------------|
| Department  | 531           |
| Fund Name   | Water Revenue |
| Fund Number | 266           |

Project Origin

Priority Level: I

|                            | Fiscal Year = 2017 |           |           |           |           |
|----------------------------|--------------------|-----------|-----------|-----------|-----------|
|                            | 2017               | 2018      | 2019      | 2020      | 2021      |
| Design/Engineering         | \$15,000           | \$24,800  | \$25,500  | \$26,300  | \$27,100  |
| Right-of-Way               |                    |           |           |           |           |
| Utilities                  |                    |           |           |           |           |
| Construction               | \$120,000          | \$165,000 | \$170,000 | \$175,100 | \$180,400 |
| Contract Admin./Inspection | \$14,400           | \$19,800  | \$20,400  | \$21,100  | \$21,700  |

**C.I.P. No. W-46**

**Britton Parkway - Section 3, - 12" Waterline**

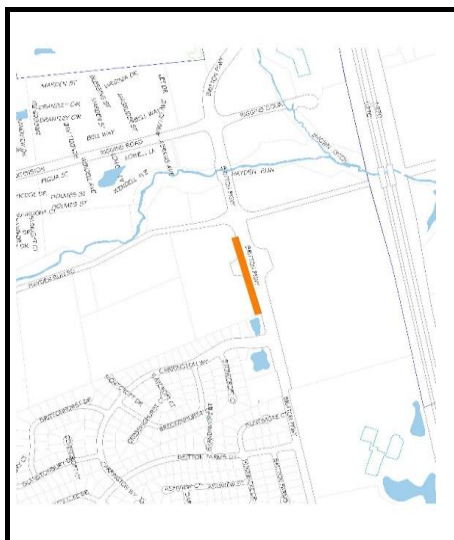
This project consists of the connections 900 lin. ft. of a new 12-inch waterline along the new portion of Britton Parkway, south of Britton Parkway.approximatley 100 feet to 1000 feet..

Design for this project began in 2015 and is being paid for as part of the Columbus Campus, LLC as part of a development project, \$206,000 for construction, and \$24,800 (waterline portion \$16,00) for plan review and construction inspection services The project schedule provides for engineering being done in conjunction with a 629 Grant 2015 cost of \$140,000 (waterline portion \$16,00) in 2015 and construction in 2016 following all utility relocation work of CIP T-117.

**2017 - \$230,800**

12 inch watermian connection in conjunction with the VADATA CENTER

Location Map  
(No Scale)



Figures below are for 5 year program  
using 2009 dollars

|                            |                  |
|----------------------------|------------------|
| Design/Engineering         | \$0              |
| Right-of-Way               | \$0              |
| Utilities                  | \$0              |
| Construction               | \$206,000        |
| Contract Admin./Inspection | \$24,800         |
| <b>Total</b>               | <b>\$230,800</b> |

Companion C.I.P.'s

T-68B, T-117, S-36, ST-36

Authorizing Legislation

Ord. 06-17

Funding Source

|             |               |
|-------------|---------------|
| Department  |               |
| Fund Name   | Water Revenue |
| Fund Number | 266           |

Project Origin

|                    | Fiscal Year = 2017 |      |      |      |      |
|--------------------|--------------------|------|------|------|------|
|                    | 2017               | 2018 | 2019 | 2020 | 2021 |
| Design/Engineering |                    |      |      |      |      |
| Right-of-Way       |                    |      |      |      |      |
| Utilities          |                    |      |      |      |      |
| Construction       | \$206,000          |      |      |      |      |
| Contract Admin     | \$24,800           |      |      |      |      |

**C.I.P. No. W-48**  
**Cosgray Road 16" & 12" Water Main**

The Construction of 1630 linear feet of 16 inch water mail from Hilliard Rail to Trail to entrance road to new soccer complex and Bo Jackson Elite Sports site. The Bo Jackson site is responsible for 400 feet of this extension making the city's share of the cost below 75% of the total or \$300,000.00.

**2017 -\$300,000 LOCAL SHARE**  
**Construction and Inspection cost - \$400,000**  
**Construction - \$322,000**  
**Contingency - \$ 32,200**  
**Plan review & Inspection - \$ 45,800**

The construction of approximately 600 linear feet of 12 inch water main along the east side of Cosgray Road and going south from a point approximately 50' south of the centerline of Woodsvie Way. This new line will help loop the existing water system. Design is complete.

**2018 Design \$25,000**

**2019 Construction Project - \$162,300**

Location Map  
(No Scale)



Figures below are for 5 year program  
uses current year \$

|                            |                  |
|----------------------------|------------------|
| Design/Engineering         | \$25,000         |
| Right-of-Way               | \$0              |
| Utilities                  | \$0              |
| Construction               | \$413,150        |
| Contract Admin./Inspection | \$49,150         |
| <b>Total</b>               | <b>\$487,300</b> |

Companion C.I.P.'s

[Redacted]

Authorizing Legislation

[Redacted]

Funding Source

|             |               |
|-------------|---------------|
| Department  | 531           |
| Fund Name   | Water Revenue |
| Fund Number | 266           |

Project Origin

[Redacted]

Priority Level: I

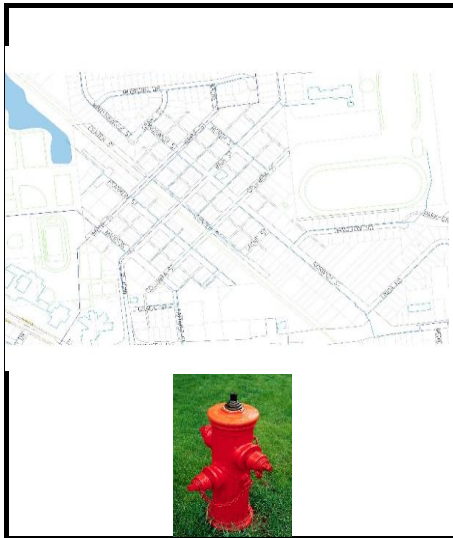
|                            | Fiscal Year = 2017 |          |           |      |      |
|----------------------------|--------------------|----------|-----------|------|------|
|                            | 2017               | 2018     | 2019      | 2020 | 2021 |
| Design/Engineering         |                    | \$25,000 |           |      |      |
| Right-of-Way               |                    |          |           |      |      |
| Utilities                  |                    |          |           |      |      |
| Construction               | \$265,650          |          | \$147,500 |      |      |
| Contract Admin./Inspection | \$34,350           |          | \$14,800  |      |      |

**C.I.P. No. W- 49**

**Old Hilliard Water Line Replacement**

This project replaces approximately 2,900 linear feet of 2-inch and 4-inch diameter water line in Old Hilliard. Some of the alleys and streets in Old Hilliard have existing 2-inch and 4-inch water lines that are substandard in size. After repairing a break in one of them in 2010, it was noted that these lines are cast iron material in poor condition as well. Existing 2-inch and 4-inch water lines will be replaced with 6-inch or 8-inch ductile iron water lines adequately sized for the area to be served. Additional fire hydrants may be constructed in those areas that lack an adequate amount of hydrants. The project would include the replacement of alleys for those water lines located in alleys.

Location Map  
(No Scale)



Figures below are for 5 year program  
uses current year \$

|                            |                  |
|----------------------------|------------------|
| Design/Engineering         | \$60,000         |
| Right-of-Way               | \$0              |
| Utilities                  | \$10,000         |
| Construction               | \$400,000        |
| Contract Admin./Inspection | \$40,000         |
| <b>Total</b>               | <b>\$510,000</b> |

Companion C.I.P.'s

[Redacted]

Authorizing Legislation

[Redacted]

Funding Source

|             |               |
|-------------|---------------|
| Department  | 531           |
| Fund Name   | Water Revenue |
| Fund Number | 266           |

Project Origin

[Redacted]

Priority Level: 1

|                            | Fiscal Year = 2017 |      |           |      |      |
|----------------------------|--------------------|------|-----------|------|------|
|                            | 2017               | 2018 | 2019      | 2020 | 2021 |
| Design/Engineering         |                    |      | \$60,000  |      |      |
| Right-of-Way               |                    |      | \$0       |      |      |
| Utilities                  |                    |      | \$10,000  |      |      |
| Construction               |                    |      | \$400,000 |      |      |
| Contract Admin./Inspection |                    |      | \$40,000  |      |      |