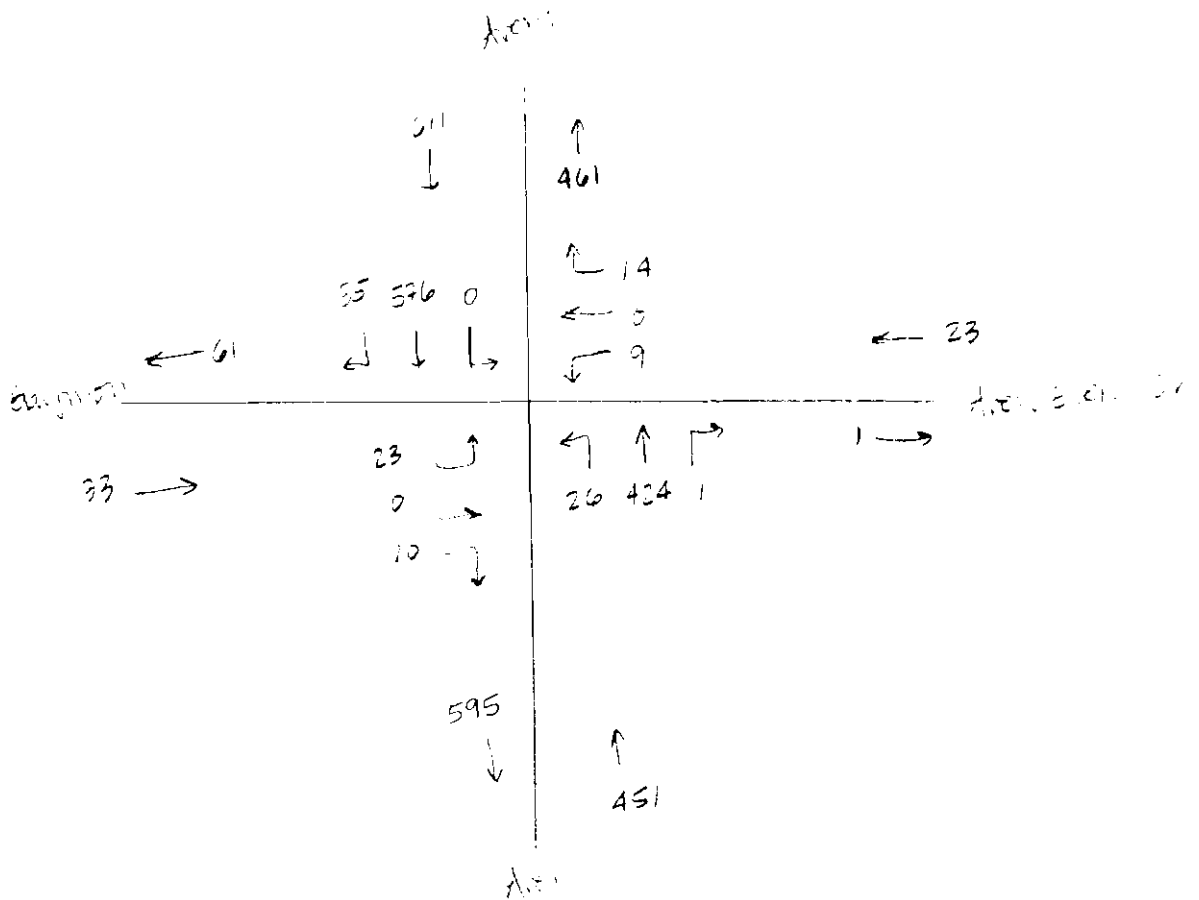


City of Hilliard
 3800 Municipal Way
 Hilliard, OH 43206
 (614) 876-7361

File Name : Avery-Gay-02Feb99
 Site Code : 00000000
 Start Date : 02/02/1999
 Page : 4

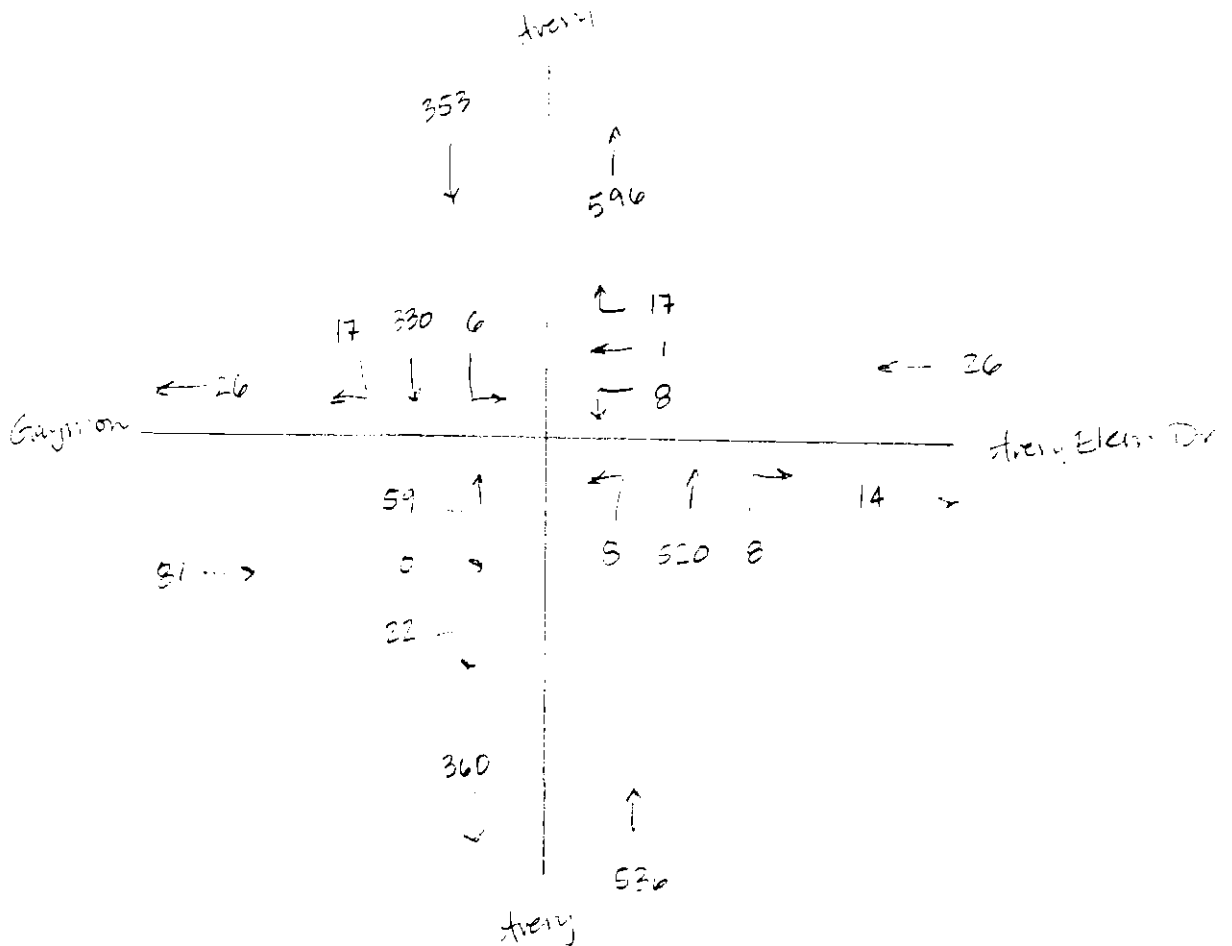
Start Time	Avery Road Southbound				Avery Elementary Westbound				Avery Road Northbound			Gaymon Drive Eastbound					
	Left	Throug h	Right	App. Total	Left	Throug h	Right	App. Total	Left	Throug h	Right	App. Total	Left	Throug h	Right	App. Total	Int. Total
Peak Hour From Intersection 12:00 to 17:00 to 17:45 - Peak 1 of 1																	
Volume	0	576	35	611	9	0	14	23	26	424	1	451	23	0	10	33	1118
Percent	0.0	94.3	5.7		39.1	0.0	60.9		5.8	94.0	0.2		69.7	0.0	30.3		
High Int.	17:15				17:00				17:45				17:30				17:45
Volume	0	165	12	177	5	0	4	8	11	123	1	134	9	0	4	13	298
Peak Factor				0.863				0.719				0.841				0.635	0.938
Peak Hour From By Approach 12:00 to 17:00 to 17:45 - Peak 1 of 1					15:15				17:00				16:15				
Volume	0	576	35	611	47	13	74	134	26	424	1	451	26	0	14	40	
Percent	0.0	94.3	5.7		35.1	9.7	55.2		5.8	94.0	0.2		65.0	0.0	35.0		
High Int.	17:15				15:30				17:45				16:15				
Volume	0	165	12	177	18	9	43	70	11	123	0	134	8	0	4	12	
Peak Factor				0.863				0.479				0.841				0.833	



City of Hilliard
 3800 Municipal Way
 Hilliard, OH 43206
 (614) 876-7361

File Name : Avery-Gay-02Feb99
 Site Code : 00000000
 Start Date : 02/02/1999
 Page : 3

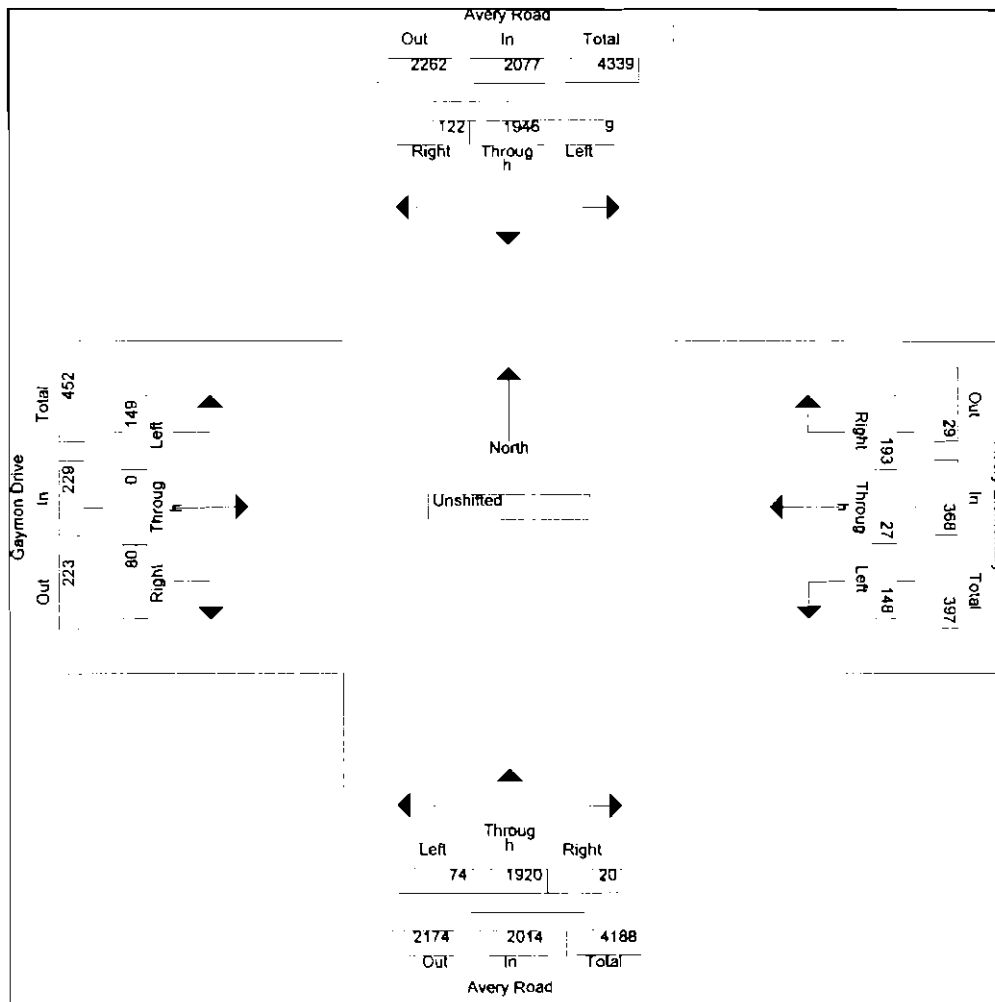
Start Time	Avery Road Southbound				Avery Elementary Westbound				Avery Road Northbound				Gaymon Drive Eastbound				
	Left	Throug h	Right	App. Total	Left	Throug h	Right	App. Total	Left	Throug h	Right	App. Total	Left	Throug h	Right	App. Total	Int. Total
Peak Hour From Intersection 07:00 to 11:45 - Peak 1 of 1																	
Volume	6	330	17	353	8	1	17	26	8	520	8	536	59	0	22	81	996
Percent	1.7	93.5	4.8		30.8	3.8	65.4		1.5	97.0	1.5		72.8	0.0	27.2		
High Int. 07:15																	
Volume	3	99	6	108	2	1	7	9	5	145	5	146	24	0	8	30	289
Peak Factor				0.817				0.722				0.918				0.675	0.862
Peak Hour From By Approach 07:00 to 11:45 - Peak 1 of 1					08:00				07:00				07:00				
Volume	6	330	17	353	64	12	75	151	8	520	8	536	59	0	22	81	
Percent	1.7	93.5	4.8		42.4	7.9	49.7		1.5	97.0	1.5		72.8	0.0	27.2		
High Int. 07:15					08:45				07:15				07:15				
Volume	3	99	6	108	35	7	47	89	0	145	1	146	24	0	6	30	
Peak Factor				0.817				0.424				0.918				0.675	



APP. TOTAL

City of Hilliard
 3800 Municipal Way
 Hilliard, OH 43206
 (614) 876-7361

File Name : Avery-Gay-02Feb99
 Site Code : 00000000
 Start Date : 02/02/1999
 Page : 2



Intersection: Avery/Gaymon
 Day: Tuesday
 Weather: Cloudy/Drizzle 40s
 Counted By: BV & DC

City of Hilliard
 3800 Municipal Way
 Hilliard, OH 43206
 (614) 876-7361

File Name : Avery-Gay-02Feb99
 Site Code : 00000000
 Start Date : 02/02/1999
 Page : 1

Groups Printed: Unshifted

Start Time	Avery Road Southbound				Avery Elementary Westbound				Avery Road Northbound				Gaymon Drive Eastbound				Int. Total
	Left	Throug h	Right	App. Total	Left	Throug h	Right	App. Total	Left	Throug h	Right	App. Total	Left	Throug h	Right	App. Total	
07:00	1	82	2	85	2	0	7	9	2	118	5	125	10	0	4	14	233
07:15	3	99	6	108	2	0	3	5	0	145	1	146	24	0	6	30	289
07:30	0	85	6	91	2	1	4	7	1	129	1	131	16	0	8	24	253
07:45	2	64	3	69	2	0	3	5	5	128	1	134	9	0	4	13	221
Total	6	330	17	353	8	1	17	26	8	520	8	536	59	0	22	81	996
08:00	1	55	2	58	4	0	4	8	0	108	1	109	10	0	4	14	189
08:15	0	49	1	50	5	1	4	10	3	79	1	83	9	0	3	12	155
08:30	0	78	4	82	20	4	20	44	0	71	1	72	3	0	4	7	205
08:45	0	91	3	94	35	7	47	89	3	77	2	82	4	0	6	10	275
Total	1	273	10	284	64	12	75	151	6	335	5	346	26	0	17	43	824
15:00	0	87	6	93	1	0	3	4	3	73	0	76	5	0	4	9	182
15:15	0	98	11	109	7	0	2	9	2	57	1	60	1	0	3	4	182
15:30	0	69	6	75	18	9	43	70	4	78	1	83	5	0	8	13	241
15:45	0	96	5	101	17	4	20	41	7	89	3	99	4	0	3	7	248
Total	0	350	28	378	43	13	68	124	16	297	5	318	15	0	18	33	853
16:00	0	82	10	92	5	0	9	14	6	79	1	86	5	0	2	7	199
16:15	0	97	4	101	4	0	3	7	4	99	0	103	8	0	4	12	223
16:30	2	112	10	124	11	0	3	14	3	77	0	80	8	0	2	10	228
16:45	0	126	8	134	4	1	4	9	5	89	0	94	5	0	5	10	247
Total	2	417	32	451	24	1	19	44	18	344	1	363	26	0	13	39	897
17:00	0	135	5	140	5	0	3	8	6	103	1	110	5	0	3	8	266
17:15	0	165	12	177	3	0	4	7	3	104	0	107	6	0	0	6	297
17:30	0	129	11	140	0	0	4	4	6	94	0	100	9	0	4	13	257
17:45	0	147	7	154	1	0	3	4	11	123	0	134	3	0	3	6	298
Total	0	576	35	611	9	0	14	23	26	424	1	451	23	0	10	33	1118
Grand Total	9	1946	122	2077	148	27	193	368	74	1920	20	2014	149	0	80	229	4688
Apprch %	0.4	93.7	5.9		40.2	7.3	52.4		3.7	95.3	1.0		65.1	0.0	34.9		
Total %	0.2	41.5	2.6	44.3	3.2	0.6	4.1	7.8	1.6	41.0	0.4	43.0	3.2	0.0	1.7	4.9	