

























**Trans Associates Engineering Consultants, Inc**  
 941 Chatham Lane, Suite 319, Columbus, OH, 43221  
 614-459-7930 (T) 614-459-4485 (F)

#55 Cemetery on 270 Overpass-between Loop Ramps WB Lanes  
 WB Cemetery overpass  
 Between I-270 Ramps  
 Date Start: 02-May-09  
 Date End: 06-May-09

Start Time	Mon 27-Apr-09	Tue 28-Apr-09	Wed 29-Apr-09	Thu 30-Apr-09	Fri 01-May-09	Average Day	Sat 02-May-09	Sun 03-May-09	Week Average
12:00 AM	*	*	*	*	*	*	*	309	309 
01:00	*	*	*	*	*	*	*	147	147 
02:00	*	*	*	*	*	*	*	128	128 
03:00	*	*	*	*	*	*	*	78	78 
04:00	*	*	*	*	*	*	*	53	53 
05:00	*	*	*	*	*	*	*	69	69 
06:00	*	*	*	*	*	*	*	141	141 
07:00	*	*	*	*	*	*	*	329	329 
08:00	*	*	*	*	*	*	*	420	420 
09:00	*	*	*	*	*	*	1082	629	856 
10:00	*	*	*	*	*	*	1354	876	1115 
11:00	*	*	*	*	*	*	<b>1533</b>	<b>1038</b>	<b>1286</b> 
12:00 PM	*	*	*	*	*	*	<b>1512</b>	1256	<b>1384</b> 
01:00	*	*	*	*	*	*	1462	1223	1342 
02:00	*	*	*	*	*	*	1463	<b>1282</b>	1372 
03:00	*	*	*	*	*	*	1401	1242	1322 
04:00	*	*	*	*	*	*	1313	1150	1232 
05:00	*	*	*	*	*	*	1219	1040	1130 
06:00	*	*	*	*	*	*	1063	875	969 
07:00	*	*	*	*	*	*	1047	793	920 
08:00	*	*	*	*	*	*	921	653	787 
09:00	*	*	*	*	*	*	756	428	592 
10:00	*	*	*	*	*	*	531	306	418 
11:00	*	*	*	*	*	*	451	204	328 
Day Total	0	0	0	0	0	0	17108	14669	16727
% Avg. WkDay	0.0%	0.0%	0.0%	0.0%	0.0%				
% Avg. Week	0.0%	0.0%	0.0%	0.0%	0.0%	0.0%	102.3%	87.7%	
AM Peak Vol.							11:00 1533	11:00 1038	11:00 1286
PM Peak Vol.							12:00 1512	14:00 1282	12:00 1384

**Trans Associates Engineering Consultants, Inc**  
 941 Chatham Lane, Suite 319, Columbus, OH, 43221  
 614-459-7930 (T) 614-459-4485 (F)

#55 Cemetery on 270 Overpass-between Loop Ramps WB Lanes  
 WB Cemetery overpass  
 Between I-270 Ramps  
 Date Start: 02-May-09  
 Date End: 06-May-09

Start Time	Mon 04-May-09	Tue 05-May-09	Wed 06-May-09	Thu 07-May-09	Fri 08-May-09	Average Day	Sat 09-May-09	Sun 10-May-09	Week Average
12:00 AM	101	127	129	*	*	119	*	*	119
01:00	68	62	91	*	*	74	*	*	74
02:00	37	60	85	*	*	61	*	*	61
03:00	62	79	80	*	*	74	*	*	74
04:00	118	126	96	*	*	113	*	*	113
05:00	341	344	337	*	*	341	*	*	341
06:00	912	1012	952	*	*	959	*	*	959
07:00	<b>1525</b>	<b>1537</b>	<b>1668</b>	*	*	<b>1577</b>	*	*	<b>1577</b>
08:00	1369	1463	1406	*	*	1413	*	*	1413
09:00	1143	1200	1118	*	*	1154	*	*	1154
10:00	1209	1235	1161	*	*	1202	*	*	1202
11:00	1333	1408	1331	*	*	1357	*	*	1357
12:00 PM	1547	1580	*	*	*	1564	*	*	1564
01:00	1574	1603	*	*	*	1588	*	*	1588
02:00	1503	1473	*	*	*	1488	*	*	1488
03:00	1682	1654	*	*	*	1668	*	*	1668
04:00	<b>2009</b>	<b>2000</b>	*	*	*	<b>2004</b>	*	*	<b>2004</b>
05:00	1934	1997	*	*	*	1966	*	*	1966
06:00	1366	1443	*	*	*	1404	*	*	1404
07:00	1213	1170	*	*	*	1192	*	*	1192
08:00	885	916	*	*	*	900	*	*	900
09:00	604	641	*	*	*	622	*	*	622
10:00	403	438	*	*	*	420	*	*	420
11:00	212	282	*	*	*	247	*	*	247
Day Total	23150	23850	8454	0	0	23507	0	0	23507
% Avg. WkDay	98.5%	101.5%	36.0%	0.0%	0.0%				
% Avg. Week	98.5%	101.5%	36.0%	0.0%	0.0%	100.0%	0.0%	0.0%	
AM Peak	07:00	07:00	07:00			07:00			07:00
Vol.	1525	1537	1668			1577			1577
PM Peak	16:00	16:00				16:00			16:00
Vol.	2009	2000				2004			2004
Grand Total	23150	23850	8454	0	0	23507	17108	14669	40234
ADT		ADT 17,742				AADT 17,742			