

























Trans Associates Engineering Consultants, Inc
 941 Chatham Lane, Suite 319, Columbus, OH, 43221
 614-459-7930 (T) 614-459-4485 (F)

#50A Cemetery - E of Lyman WB Lanes
 WB Cemetery
 East of Lyman
 Date Start: 29-Apr-09
 Date End: 06-May-09

Start Time	Mon 27-Apr-09	Tue 28-Apr-09	Wed 29-Apr-09	Thu 30-Apr-09	Fri 01-May-09	Average Day	Sat 02-May-09	Sun 03-May-09	Week Average
12:00 AM	*	*	*	131	155	143	177	242	176 
01:00	*	*	*	53	90	72	128	140	103 
02:00	*	*	*	69	87	78	92	125	93 
03:00	*	*	*	89	123	106	81	77	92 
04:00	*	*	*	129	131	130	88	50	100 
05:00	*	*	*	364	344	354	131	64	226 
06:00	*	*	*	972	877	924	329	133	578 
07:00	*	*	*	1469	1387	1428	623	322	950 
08:00	*	*	*	1532	1503	1518	844	409	1072 
09:00	*	*	*	1289	1210	1250	1025	588	1028 
10:00	*	*	*	1165	1254	1210	1301	771	1123 
11:00	*	*	*	1348	1498	1423	1452	943	1310 
12:00 PM	*	*	*	1473	1562	1518	1457	1138	1408 
01:00	*	*	1429	1530	1562	1507	1414	1111	1409 
02:00	*	*	1430	1452	1637	1506	1356	1164	1408 
03:00	*	*	1726	1651	1726	1701	1265	1122	1498 
04:00	*	*	1876	1856	1849	1860	1235	1139	1591 
05:00	*	*	2010	1841	1704	1852	1157	983	1539 
06:00	*	*	1368	1433	1403	1401	969	847	1204 
07:00	*	*	1081	1084	1061	1075	869	735	966 
08:00	*	*	861	852	788	834	778	596	775 
09:00	*	*	663	637	666	655	634	393	599 
10:00	*	*	383	363	481	409	445	242	383 
11:00	*	*	237	265	343	282	378	144	273 
Day Total	0	0	13064	23047	23441	23236	18228	13478	19904
% Avg. WkDay	0.0%	0.0%	56.2%	99.2%	100.9%				
% Avg. Week	0.0%	0.0%	65.6%	115.8%	117.8%	116.7%	91.6%	67.7%	
AM Peak				08:00	08:00	08:00	11:00	11:00	11:00
Vol.				1532	1503	1518	1452	943	1310
PM Peak			17:00	16:00	16:00	16:00	12:00	14:00	16:00
Vol.			2010	1856	1849	1860	1457	1164	1591

























Trans Associates Engineering Consultants, Inc
 941 Chatham Lane, Suite 319, Columbus, OH, 43221
 614-459-7930 (T) 614-459-4485 (F)

#50A Cemetery - E of Lyman WB Lanes
 WB Cemetery
 East of Lyman
 Date Start: 29-Apr-09
 Date End: 06-May-09

Start Time	Mon 04-May-09	Tue 05-May-09	Wed 06-May-09	Thu 07-May-09	Fri 08-May-09	Average Day	Sat 09-May-09	Sun 10-May-09	Week Average
12:00 AM	76	111	134	*	*	107	*	*	107
01:00	72	60	88	*	*	73	*	*	73
02:00	46	58	80	*	*	61	*	*	61
03:00	67	79	75	*	*	74	*	*	74
04:00	115	135	104	*	*	118	*	*	118
05:00	370	364	348	*	*	361	*	*	361
06:00	950	1021	999	*	*	990	*	*	990
07:00	1521	1520	1746	*	*	1596	*	*	1596
08:00	1428	1486	1440	*	*	1451	*	*	1451
09:00	1140	1167	1123	*	*	1143	*	*	1143
10:00	1153	1185	1126	*	*	1155	*	*	1155
11:00	1358	1369	1292	*	*	1340	*	*	1340
12:00 PM	1526	1508	*	*	*	1517	*	*	1517
01:00	1509	1545	*	*	*	1527	*	*	1527
02:00	1444	1443	*	*	*	1444	*	*	1444
03:00	1589	1667	*	*	*	1628	*	*	1628
04:00	1939	1921	*	*	*	1930	*	*	1930
05:00	1900	1886	*	*	*	1893	*	*	1893
06:00	1379	1431	*	*	*	1405	*	*	1405
07:00	1156	1085	*	*	*	1120	*	*	1120
08:00	794	873	*	*	*	834	*	*	834
09:00	538	612	*	*	*	575	*	*	575
10:00	316	384	*	*	*	350	*	*	350
11:00	186	227	*	*	*	206	*	*	206
Day Total	22572	23137	8555	0	0	22898	0	0	22898
% Avg. WkDay	98.6%	101.0%	37.4%	0.0%	0.0%				
% Avg. Week	98.6%	101.0%	37.4%	0.0%	0.0%	100.0%	0.0%	0.0%	
AM Peak	07:00	07:00	07:00			07:00			07:00
Vol.	1521	1520	1746			1596			1596
PM Peak	16:00	16:00				16:00			16:00
Vol.	1939	1921				1930			1930
Grand Total	22572	23137	21619	23047	23441	46134	18228	13478	42802
ADT		ADT 19,090			AADT 19,090				

Trans Associates Engineering Consultants, Inc
 941 Chatham Lane, Suite 319, Columbus, OH, 43221
 614-459-7930 (T) 614-459-4485 (F)

#50B Cemetery-E of Lyman EB Lanes
 EB Cemetery
 East of Lyman
 Date Start: 29-Apr-09
 Date End: 06-May-09

Start Time	Mon 27-Apr-09	Tue 28-Apr-09	Wed 29-Apr-09	Thu 30-Apr-09	Fri 01-May-09	Average Day	Sat 02-May-09	Sun 03-May-09	Week Average
12:00 AM	*	*	*	111	128	120	196	166	150 
01:00	*	*	*	66	61	64	84	93	76 
02:00	*	*	*	48	52	50	66	73	60 
03:00	*	*	*	66	70	68	46	48	58 
04:00	*	*	*	112	128	120	79	56	94 
05:00	*	*	*	244	246	245	144	69	176 
06:00	*	*	*	871	787	829	254	151	516 
07:00	*	*	*	1750	1757	1754	568	229	1076 
08:00	*	*	*	1536	1463	1500	830	417	1062 
09:00	*	*	*	1464	1393	1428	1123	661	1160 
10:00	*	*	*	1206	1312	1259	1356	824	1174 
11:00	*	*	*	1392	1490	1441	1513	1040	1359 
12:00 PM	*	*	*	1445	1688	1566	1537	1263	1483 
01:00	*	*	1330	1407	1512	1416	1391	1136	1355 
02:00	*	*	1463	1412	1518	1464	1356	1184	1387 
03:00	*	*	1739	1688	1783	1737	1277	1108	1519 
04:00	*	*	1792	1802	1810	1801	1207	1025	1527 
05:00	*	*	1762	1759	1659	1727	1185	993	1472 
06:00	*	*	1251	1282	1225	1253	1053	809	1124 
07:00	*	*	1079	1009	982	1023	922	679	934 
08:00	*	*	808	701	740	750	706	456	682 
09:00	*	*	532	463	546	514	481	336	472 
10:00	*	*	351	323	405	360	320	204	321 
11:00	*	*	190	245	309	248	249	109	220 
Day Total	0	0	12297	22402	23064	22737	17943	13129	19457
% Avg. WkDay	0.0%	0.0%	54.1%	98.5%	101.4%				
% Avg. Week	0.0%	0.0%	63.2%	115.1%	118.5%	116.9%	92.2%	67.5%	
AM Peak				07:00	07:00	07:00	11:00	11:00	11:00
Vol.				1750	1757	1754	1513	1040	1359
PM Peak			16:00	16:00	16:00	16:00	12:00	12:00	16:00
Vol.			1792	1802	1810	1801	1537	1263	1527

Trans Associates Engineering Consultants, Inc
 941 Chatham Lane, Suite 319, Columbus, OH, 43221
 614-459-7930 (T) 614-459-4485 (F)

#50B Cemetery-E of Lyman EB Lanes
 EB Cemetery
 East of Lyman
 Date Start: 29-Apr-09
 Date End: 06-May-09

Start Time	Mon 04-May-09	Tue 05-May-09	Wed 06-May-09	Thu 07-May-09	Fri 08-May-09	Average Day	Sat 09-May-09	Sun 10-May-09	Week Average
12:00 AM	62	110	110	*	*	94	*	*	94
01:00	41	53	82	*	*	59	*	*	59
02:00	36	41	50	*	*	42	*	*	42
03:00	40	67	65	*	*	57	*	*	57
04:00	133	115	103	*	*	117	*	*	117
05:00	286	268	258	*	*	271	*	*	271
06:00	860	879	890	*	*	876	*	*	876
07:00	1686	1857	1814	*	*	1786	*	*	1786
08:00	1635	1690	1621	*	*	1649	*	*	1649
09:00	1283	1405	1558	*	*	1415	*	*	1415
10:00	1190	1209	1226	*	*	1208	*	*	1208
11:00	1386	1366	1290	*	*	1347	*	*	1347
12:00 PM	1523	1469	1542	*	*	1511	*	*	1511
01:00	1441	1442	*	*	*	1442	*	*	1442
02:00	1454	1465	*	*	*	1460	*	*	1460
03:00	1749	1787	*	*	*	1768	*	*	1768
04:00	1780	1750	*	*	*	1765	*	*	1765
05:00	1747	1747	*	*	*	1747	*	*	1747
06:00	1214	1290	*	*	*	1252	*	*	1252
07:00	962	1030	*	*	*	996	*	*	996
08:00	772	762	*	*	*	767	*	*	767
09:00	511	552	*	*	*	532	*	*	532
10:00	292	314	*	*	*	303	*	*	303
11:00	171	210	*	*	*	190	*	*	190
Day Total	22254	22878	10609	0	0	22654	0	0	22654
% Avg. WkDay	98.2%	101.0%	46.8%	0.0%	0.0%				
% Avg. Week	98.2%	101.0%	46.8%	0.0%	0.0%	100.0%	0.0%	0.0%	
AM Peak	07:00	07:00	07:00			07:00			07:00
Vol.	1686	1857	1814			1786			1786
PM Peak	16:00	15:00	12:00			15:00			15:00
Vol.	1780	1787	1542			1768			1768
Grand Total	22254	22878	22906	22402	23064	45391	17943	13129	42111

ADT

ADT 20,278

AADT 20,278