

City of Hilliard  
3800 Municipal Way  
Hilliard, OH 43206  
(614) 876-7361

Intersection: Cemetery/Fishinger/OldCem  
Day: Wednesday  
Weather: Cloudy 40s  
Counted By: DC & BV

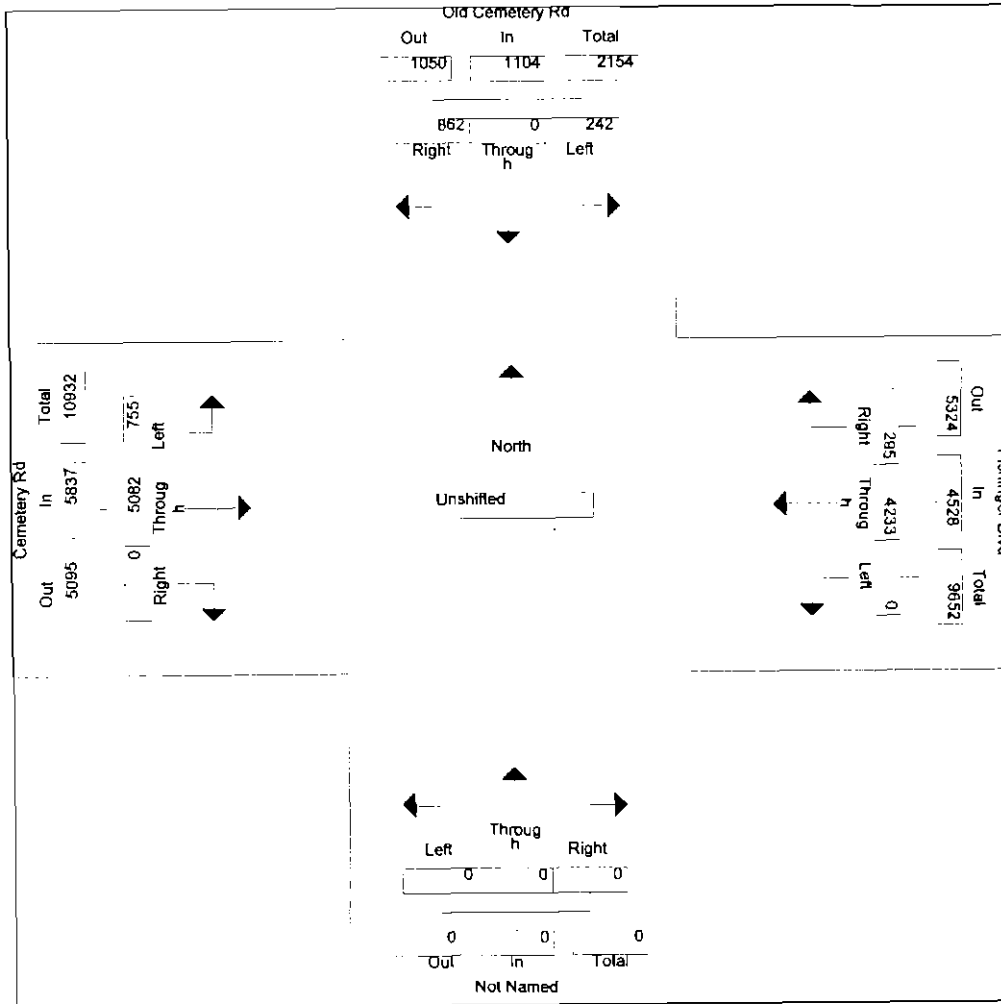
File Name : Cem-Fish-OldCem-17Feb99  
Site Code : 00000000  
Start Date : 02/17/1999  
Page : 1

Groups Printed: Unshifted

Start Time	Old Cemetery Rd Southbound				Fishinger Blvd Westbound				Northbound				Cemetery Rd Eastbound				Int. Total
	Left	Throug h	Right	App. Total	Left	Throug h	Right	App. Total	Left	Throug h	Right	App. Total	Left	Throug h	Right	App. Total	
07:00	10	0	78	88	0	168	1	169	0	0	0	0	27	286	0	313	570
07:15	14	0	82	96	0	230	6	236	0	0	0	0	19	415	0	434	766
07:30	18	0	104	122	0	263	6	269	0	0	0	0	35	470	0	505	896
07:45	19	0	103	122	0	277	12	289	0	0	0	0	39	483	0	522	933
Total	61	0	367	428	0	938	25	963	0	0	0	0	120	1654	0	1774	3165
08:00	13	0	80	93	0	256	15	271	0	0	0	0	39	377	0	416	780
08:15	9	0	66	75	0	216	13	229	0	0	0	0	49	376	0	425	729
08:30	9	0	60	69	0	222	18	240	0	0	0	0	25	310	0	335	644
08:45	21	0	56	77	0	225	10	235	0	0	0	0	30	306	0	336	648
Total	52	0	262	314	0	919	56	975	0	0	0	0	143	1369	0	1512	2801
16:00	25	0	30	55	0	359	20	379	0	0	0	0	44	239	0	283	717
16:15	17	0	19	36	0	309	27	336	0	0	0	0	50	281	0	331	703
16:30	19	0	41	60	0	348	31	379	0	0	0	0	51	299	0	350	789
16:45	13	0	32	45	0	323	31	354	0	0	0	0	78	354	0	432	831
Total	74	0	122	196	0	1339	109	1448	0	0	0	0	223	1173	0	1396	3040
17:00	19	0	38	57	0	366	33	399	0	0	0	0	81	318	0	399	855
17:15	22	0	28	50	0	303	37	340	0	0	0	0	106	290	0	396	786
17:30	14	0	45	59	0	368	35	403	0	0	0	0	82	278	0	360	822
Total	55	0	111	166	0	1037	105	1142	0	0	0	0	269	886	0	1155	2463
Grand Total	242	0	862	1104	0	4233	295	4528	0	0	0	0	755	5082	0	5837	11469
Approch %	21.9	0.0	78.1		0.0	93.5	6.5		0.0	0.0	0.0		12.9	87.1	0.0		
Total %	2.1	0.0	7.5	9.6	0.0	36.9	2.6	39.5	0.0	0.0	0.0	0.0	6.6	44.3	0.0	50.9	

City of Hilliard  
 3800 Municipal Way  
 Hilliard, OH 43206  
 (614) 876-7361

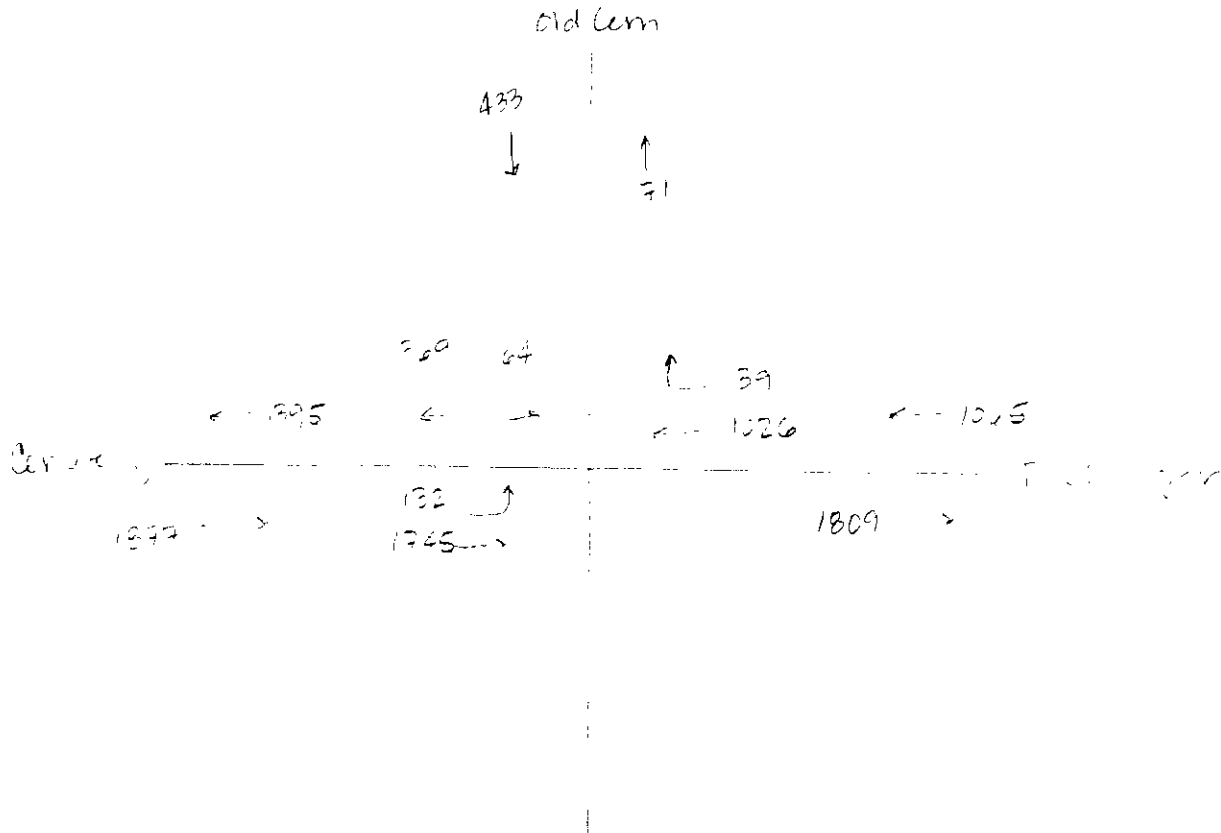
File Name : Cem-Fish-OldCem-17Feb99  
 Site Code : 00000000  
 Start Date : 02/17/1999  
 Page : 2



City of Hilliard  
 3800 Municipal Way  
 Hilliard, OH 43206  
 (614) 876-7361

File Name : Cem-Fish-OldCem-17Feb99  
 Site Code : 00000000  
 Start Date : 02/17/1999  
 Page : 3

Start Time	Old Cemetery Rd Southbound				Fishinger Blvd Westbound				Northbound				Cemetery Rd Eastbound				Int. Total	
	Left	Throug h	Right	App. Total	Left	Throug h	Right	App. Total	Left	Throug h	Right	App. Total	Left	Throug h	Right	App. Total		
Peak Hour From Intersection 07:00 to 07:15	11:45 - Peak 1 of 1																	
Volume	64	0	369	433	0	1026	39	1065	0	0	0	0	132	1745	0	1877	3375	
Percent	14.8	0.0	85.2		0.0	96.3	3.7		0.0	0.0	0.0		7.0	93.0	0.0			
High Int. Volume	07:30				07:45				6:45:00 AM				07:45				07:45	
Volume	19	0	104	122	0	277	15	289	0	0	0	0	39	483	0	522	933	
Peak Factor				0.887				0.921								0.899	0.904	
Peak Hour From By Approach 07:00 to 07:15	11:45 - Peak 1 of 1																	
Volume	64	0	369	433	07:15	0	1026	39	1065	07:00	0	0	0	0	132	1745	0	1877
Percent	14.8	0.0	85.2		0.0	96.3	3.7			-	-	-		7.0	93.0	0.0		
High Int. Volume	07:30				07:45					07:45				07:45				
Volume	18	0	104	122	0	277	12	289	0	0	0	0	39	483	0	522		
Peak Factor				0.887				0.921								0.899		

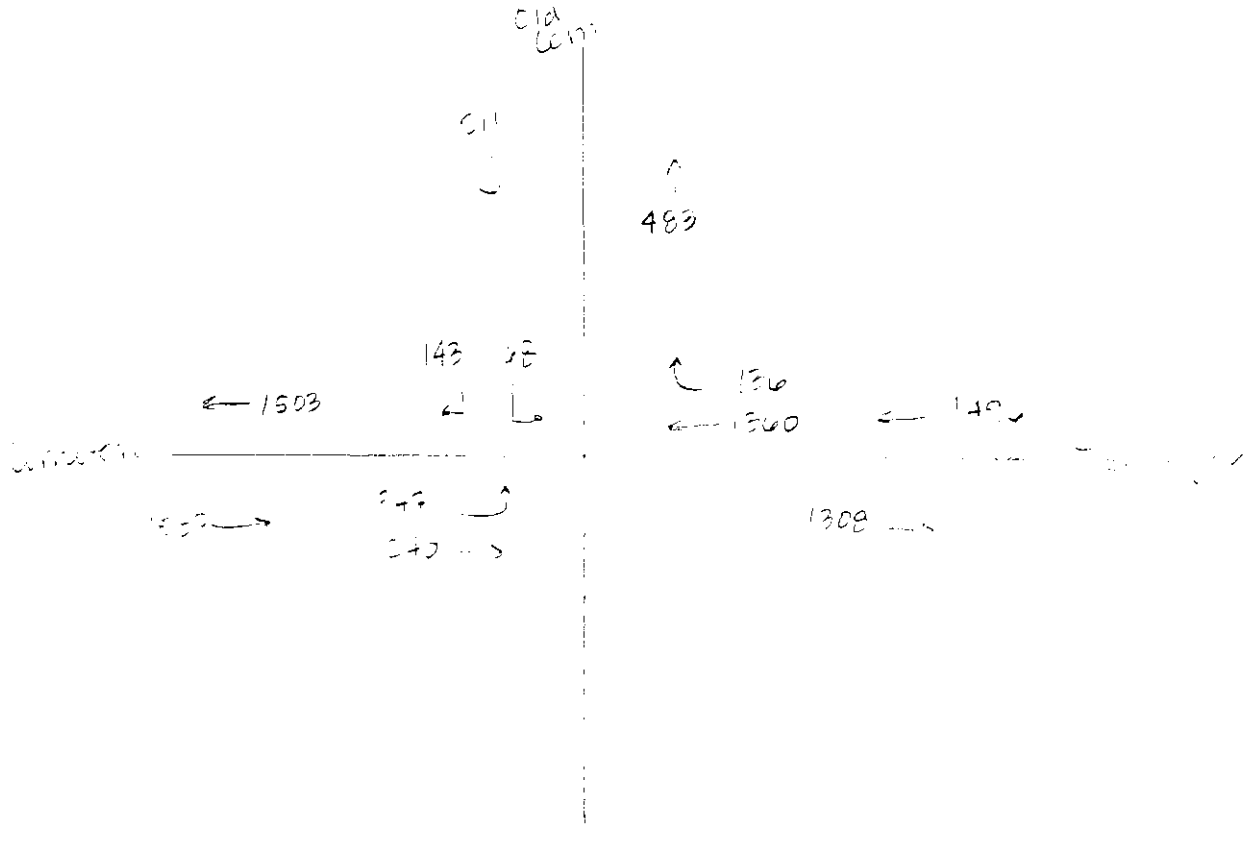


Time PE HV

City of Hilliard  
 3800 Municipal Way  
 Hilliard, OH 43206  
 (614) 876-7361

File Name : Cem-Fish-OldCem-17Feb99  
 Site Code : 00000000  
 Start Date : 02/17/1999  
 Page : 4

Start Time	Old Cemetery Rd Southbound				App. Total	Fishinger Blvd Westbound				Northbound			Cemetery Rd Eastbound				App. Total	Int. Total
	Left	Throug h	Right			Left	Throug h	Right		Left	Throug h	Right	Left	Throug h	Right			
Peak Hour From Intersection 12:00 to 17:45 - Peak 1 of 1 16:45																		
Volume	68	0	143	211	0	1360	136	1496	0	0	0	0	347	1240	0	1587	3294	
Percent	32.2	0.0	67.8		0.0	90.9	9.1		0.0	0.0	0.0		21.9	78.1	0.0			
High Int. 17:30													16:45				17:00	
Volume	22	0	45	59	0	368	37	403	0	0	0	0	106	354	0	432	855	
Peak Factor				0.894				0.928								0.918	0.963	
Peak Hour From By Approach 12:00 to 17:45 - Peak 1 of 1 16:30					16:45				12:00				16:45					
Volume	73	0	139	212	0	1360	136	1496	0	0	0	0	347	1240	0	1587		
Percent	34.4	0.0	65.6		0.0	90.9	9.1		-	-	-		21.9	78.1	0.0			
High Int. 16:30					17:30				17:30				16:45					
Volume	19	0	41	60	0	368	35	403	0	0	0	0	78	354	0	432		
Peak Factor				0.883				0.928								0.918		



PI: 12/2/99