

REVENUE - CONCESSIONS

The following describes the steps taken to capture concession and concession commission revenues and perform analysis of the revenue trends as described in the accompanying charts.

Origin of Information Analyzed:

- City of Hilliard Revenue Data – Schneider Downs and Co., Inc. (SD) obtained the December month-end MTD?YTD REVENUE PERIOD REPORTS (general ledger account summaries) for the years 1996 through 2018 from Karrie Martin – City of Hilliard Fiscal Officer which capture both month-to-date and year-to-date revenue totals for the city of Hilliard for all departments. Each general ledger account is unique as to the origin of the revenue and the associated department. The Fiscal Officer provided SD the reports in EXCEL format having extracted the information from the Creative Microsystems, Inc. (CMI) accounting system which is the City of Hilliard’s system of record for financial capture and reporting.
- Population Data – SD obtained City of Hilliard population data for the period 1996 through 2018 from the MID-OHIO REGIONAL PLANNING COMMISSION (MORPC). SD obtained the data for the period 2010 through 2018 directly from the MORPC website at www.morpc.org. The MORPC website currently maintains data from 2018 back to 2010. Prior to 2010, data is maintained in 10 year increments to coincide with the census. Therefore, for the period 2009 through 2001, SD obtained copies of the MORPC data from the Fiscal Officer. MORPC population data is used by the Finance Department generate statistical tables in the Comprehensive Annual Financial Report (CAFR). As a result, MORPC data prior to 2010 was maintained on file by the Finance Department.
- SD analyzed concession and concession commission revenue for the period 1996 through 2018. SD began with the 1996 concession revenue data in order to analyze trends in concession revenue prior to Heather Ernst’s promotion to West Pool manager in 2001. In 2008, the City of Hilliard no longer managed the concessions for the Community Center, Senior Center, East Pool, West Pool, and Ballfields. Instead, the City of Hilliard agreed to allow a third party vendor to manage all concessions in return for a concession commission payments based on a percentage of retail sales agreed to by contract. Third-party management of concessions began in 2008 and has been in effect through 2018.
- SD noted that prior to 2006, the CMI system is not capable of generated detailed expense or revenue reports. Per inquiry with the Finance Director and Fiscal Officer, in either 2005 or 2006, the City of Hilliard upgraded the CMI system from a DOS-based system to a Windows-based system. As a result, many accounts that exist prior to 2005 show no activity after 2005. Accounts with similar or identical descriptions, but with different account numbers, begin to show activity subsequent to 2005. Per inquiry with the Finance Director, this procedure was initiated during the set-up process of the upgraded CMI system in order to maintain a historical record of accounting data prior to the CMI upgrade.

Analysis Performed:

- To arrive at the general ledger revenue accounts specific to the Recreation and Parks Department, SD met with both Karrie Martin – Fiscal Officer and Greg Tantari – City of Hilliard Deputy Finance Director who identified the accounts specific to the Recreation and Parks Department.
- Having identified the Recreation and Parks Department revenue accounts, SD extracted from the MTD/YTD REVENUE PERIOD REPORTS, the Recreation and Parks Department revenue accounts, and respective annual revenue totals for years 1996 through 2018 and combined the information into a single report.

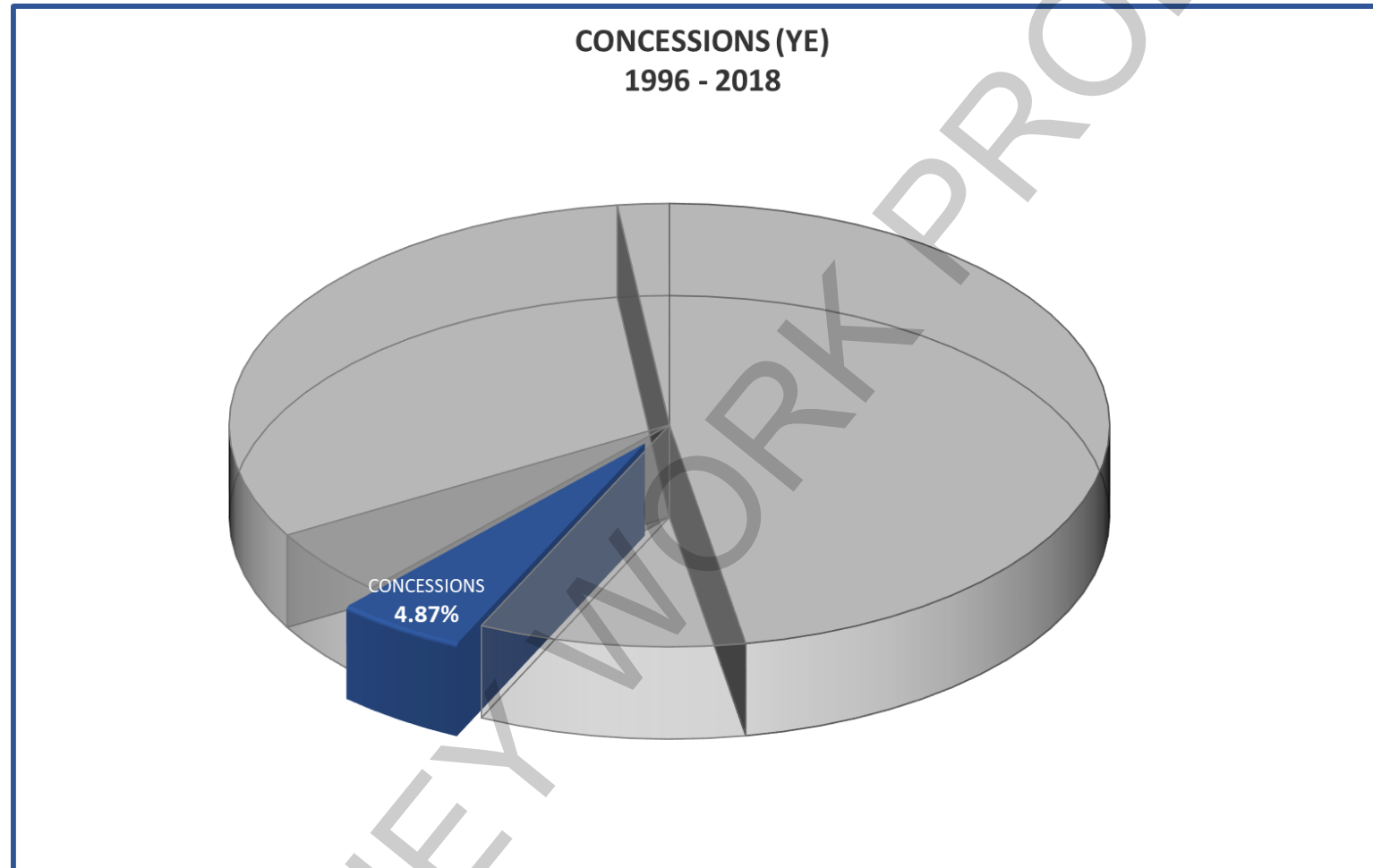
- SD then extracted those accounts specifically identified as concession revenue general ledger revenue accounts for analysis: (1) CONCESSIONS COMM CTR - account #101.000.44220 – used to record the Community Center concession and concession commission revenue, (2) CONCESSION SR CENTER - account #101.000.44221 - used to record the Senior Center concession and concession revenue, and (3) CONCESSIONS – EAST POOL - account #101.000.44222 used to record the East Pool concession and concession commission revenue, (4) CONCESSIONS – WEST POOL – account #101.000.44223 used to record the West Pool concession and concession commission revenue, and (5) BALLFIELD CONCESSIONS – account #101.000.44270 used to record concession and concession commission revenue for sporting events at the ballfields . For comparative purposes, SD calculated the total concessions and concession commission revenue to be \$997,380.03 based on data obtained from the CMI accounting system for the period 1996 through 2018 relative to the total amount of revenue generated by the Recreation and Parks Department over the same time period (\$20,135,958.06). SD determined that concession and concession commission revenue comprised 4.87% of total Recreation and Parks Department revenues for the period.
- SD identified a drop in 2009 (91.31% from 2008) in year-end concession commission revenue and a increase in the year-end Community Center rental revenue for the same year. SD obtained the Rec-Trac GL Summary for the period July 2009 through November 2009 and the DETAILED REVENUE TRANSACTION REPORT for account 101.000.44230 (Rental Community Center). SD identified four (4) transactions (7/22/09, 8/13/09, 9/15/09, and 11/04/09) totaling \$13,412.24 recorded in the CMI Detailed Revenue Transaction report that were significantly higher than the other transactions and that lined up with the concession commission amounts paid to the City of Hilliard in 2008 and subsequent years . SD traced the amounts of these transactions recorded in CMI to the total amounts recorded in the Rec-Trac GL Summary. Per inquiry with Geoff Dews – Recreation Supervisor and Karrie Martin – Fiscal Officer, the East and West Pool concession commissions were incorrectly recorded in account 101.000.44230 (RENTAL COMM CTR) when these revenues should have been recorded in accounts 101.000.44222 (CONCESSIONS – EAST POOL) and 101.000.44233 (CONCESSIONS – WEST POOL).
- SD identified a second drop in year-end concession commission revenue beginning in 2015 and continuing through 2018. Per inquiry with Kristan Turner – Recreation Supervisor, in 2012, the City of Hilliard began using Durant Enterprises to provide carnival rides, games, and attractions for the city'S 4th of July celebrations in which the City of Hilliard received commissions from Durant. SD obtained the DETAILED REVENUE TRANSACTION REPORT for account 101.000.44220 (CONCESSIONS COMM CTR) from the Fiscal Officer, a Rec-Trac Cash Journal Report for the period 10/19/2009 through 10/07/2016, and a Rec-Trac GL Summary for account 101.000.442200 for selected dates in 2012, 2013, and 2014 from the Recreation Supervisor.
- SD identified the Durant Enterprise commission payment transactions recorded on the Rec-Trac Cash Journal report which occurred in 2012 through 2014 and verified the commission transactions were recorded in the CMI system. SD traced the Durant Enterprise commission payments to the City of Hilliard that were recorded in the Rec-Trac Cash Journal Summary to the corresponding transaction recorded in the Rec-Trac GL Summary. SD then traced the total amount recorded for the day in the Rec-Trac GL Summary to the corresponding amount recorded in the CMI DETAILED REVENUE TRANSACTION REPORT.
- There were no Durant enterprise commission payment transactions recorded in 2015 through 2018. Per inquiry with the Recreation Supervisor, Durant Enterprises was not utilized in 2018. SD identified a spike in revenue in account 101.000.44900 (MISC COMM CTR) for the period 2015 through 2017. SD obtained the Detailed Revenue Transaction report for account 101.000.44900 (MISC COMM CTR) from the Fiscal Officer, a Rec-Trac Cash Journal Report for the period 09/16/2009 through 10/04/2018, and a Rec-Trac GL Summary for account 101.000.44900 for selected dates in 2015, 2016, and 2017 from the Recreation Supervisor.
- SD identified the Durant Enterprise commission payment transactions recorded on the Rec-Trac Cash Journal report which occurred in 2015 through 2017. SD traced the Durant Enterprise commission payments to the City of Hilliard that were recorded in the Rec-Trac Cash Journal Summary to the corresponding transaction recorded in the Rec-Trac GL Summary. SD then traced the total amount recorded for the day in the Rec-Trac GL Summary to the corresponding amount recorded in the CMI DETAILED REVENUE TRANSACTION REPORT, account 101.000.449900 (MISC COMM CTR). per inquiry with Geoff Dews – Recreation Supervisor and Karrie Martin – Fiscal Officer, the Durant Enterprises commission payments to the City of Hilliard were incorrectly recorded in account 101.000.44900 (MISC COMM CTR) when these revenues should have been recorded in accounts 101.000.44220 (CONCESSIONS – COMM CENTER).

- SD identified a significant decrease in the concessions commission revenue in 2018. SD identified a corresponding significant increase in account 101.000.44902 (MISC. SWIM POOL – EAST POOL) and account 101.000.44903 (MISC. SWIM POOL – WEST POOL). SD obtained the CMI Detailed Revenue Transaction reports for both accounts and identified two transactions which occurred on 07/31/18 in account 101.000.44902 for \$523.68 and on 7/31/18 in account 101.000.44903 for \$3,501.08 (total amount \$4,024.76).
- SD obtained the Rec-Track Service Item Sales History Report from Geoff Dews – Recreation Supervisor for the period 07/01/2018 through 10/31/2018 which listed three transactions that were described as concession related revenue transactions. The first transaction occurred on 07/25/2018 for the amount of \$4,024.76. This amount was tied to the Rec-Trac GL Summary report and the CMI DETAILED REVENUE TRANSACTION REPORT for account 101.000.44902 and 101.000.44903. This indicates this transaction was recorded in the incorrect account (the correct accounts are 101.000.44222 – CONCESSIONS EAST POOL and 101.000.44223 CONCESSIONS WEST POOL). The second and third transactions occurred on 09/17/2018 and 10/04/2018 for the amount of \$2,194.14 and \$1,193.22. SD tied the transaction amounts to the Rec-Trac GL Summary report and the CMI Detailed Revenue Transaction report for account 101.000.44220 (CONCESSIONS COMM CTR).
- In analyzing concession and concession commission revenue, SD identified decrease in concession revenue from the period 1996 through 2007 compared to the concession commission revenue for the period 2008 through 2018. SD calculated the average annual concession revenue for the period 1996 through 2018 to be \$70,360.21, and \$13,914.32 for the concession commission revenue for the period 2008 through 2018; a decrease of 80.22%. Per inquiry with Kristan Turner – Recreation Supervisor, the city of Hilliard began contracting with a third party vendor to manage all concessions in 2008. In return, the City of Hilliard is paid a commission based on a percentage agreed upon by contract. SD identified an increase concession revenue for the period 1996 through 2002 and then a decrease from 2003 to 2007. SD calculated the average annual concession revenues for the period 1996 through 2002 to be \$80,455.01, and \$56,277.48 for the period 2003 through 2007; a decrease of 30.05%.
- SD performed a year-by-year comparison analysis of the City of Hilliard population and year-end concession and concession commission revenue for the period 1996 through 2018. From 1996 through 2018, the average annual concession and concession commission revenue decrease was -5.37% and the corresponding average annual population increase was 3.41%. SD noted that the average annual concession revenue from 1996 through 2007 was \$70,360.21 compared to the average annual concession commission revenue from 2008 through 2018 of \$13,914.32; a change of 80.22% attributed to the City of Hilliard’s decision to contract concession management to third-party vendor in exchange for an agreed upon commission.
- SD calculated the estimated concession revenues based on the City of Hilliard population rates for the period 1996 through 2007. SD used 1996 as the base year to calculate estimated concession revenue since this was as far back, historically, that concession revenue year-to-date transaction totals could be retrieved from the CMI system. SD calculated the estimate through 2007. Subsequent to 2007, concessions have been managed by third-party vendors who pay the City of Hilliard an agreed upon commissions. To determine the 1997 estimated concession revenue, SD multiplied the 1996 actual concession revenue of \$68,585.33 recorded in the CMI system by 1.048 (1 plus the City of Hilliard population increase for the period 1996 through 1997). The 1997 estimated concession revenue was used to determine the estimated concession revenue for 1998 by multiplying the 1997 estimated concession revenue of \$71,922.08 by 1.1137 (1 plus the City of Hilliard population increase for the period 1997 through 1998). SD calculated the total estimated concession revenue for the period 1996 through 2007 to be \$1,052,662.03. SD compared the estimated total concession revenue to the actual concession revenue of \$844,322.48 recorded in the CMI system over the same period; a variance of (\$276,924.88).

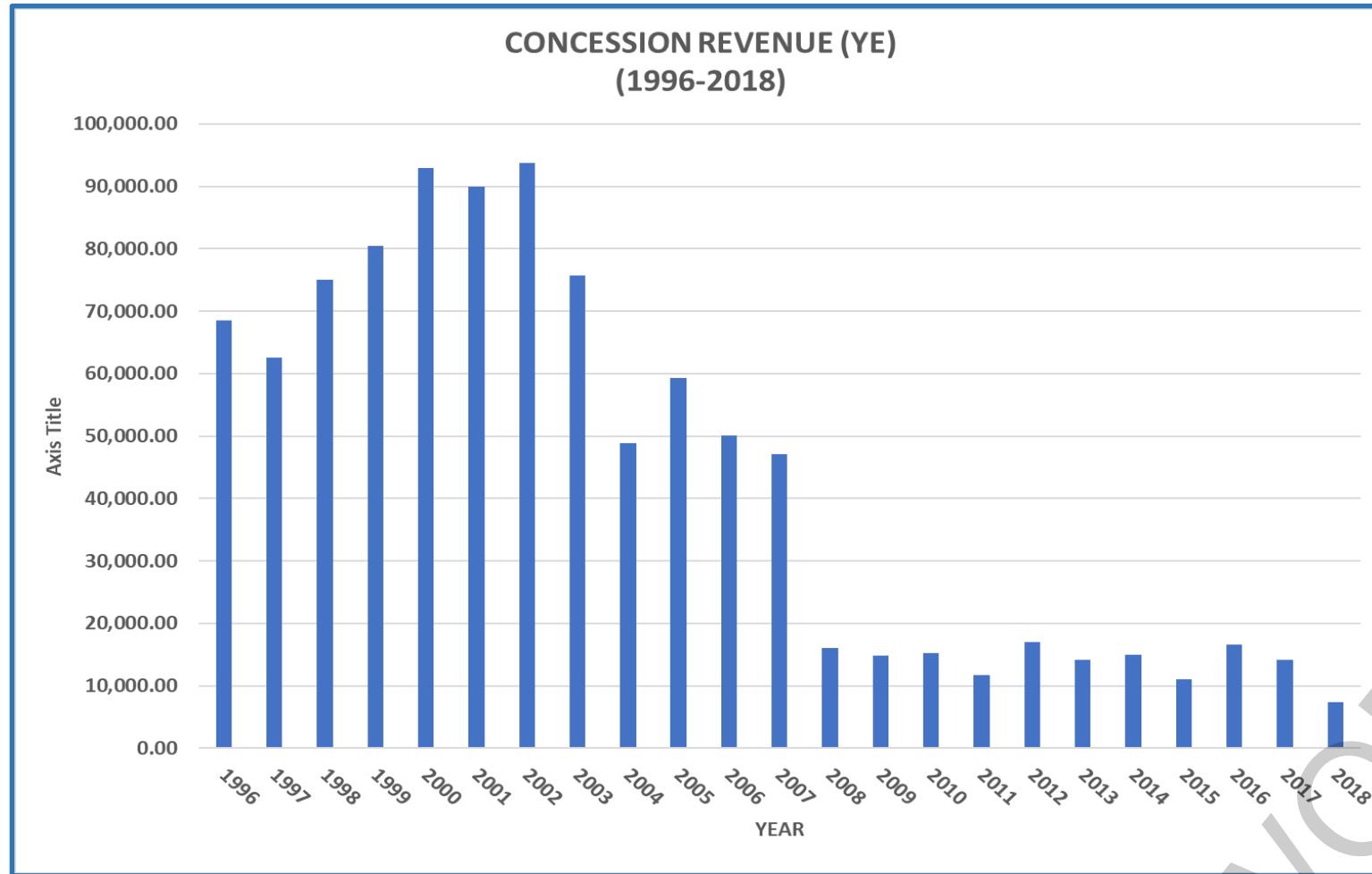
SD identified a significant decrease in the concessions commission revenue in 2018. SD identified a corresponding significant increase in account 101.000.44902 (MISC. SWIM POOL – EAST POOL) and account 101.000.44903 (MISC. SWIM POOL – WEST POOL). SD obtained the CMI Detailed Revenue Transaction reports for both accounts and identified two transactions which occurred on 07/31/18 in account 101.000.44902 for \$523.68 and on 7/31/18 in account 101.000.44903 for \$3,501.08 (total amount \$4,024.76).

SD obtained the Rec-Track Service Item Sales History Report from Geoff Dews – Recreation Supervisor for the period 07/01/2018 through 10/31/2018 which listed three transactions that were described as concession related revenue transactions. The first transaction occurred on 07/25/2018 for the amount of \$4,024.76. This amount was tied to the Rec-Trac GL Summary report and the CMI DETAILED REVENUE TRANSACTION REPORT for account 101.000.44902 and 101.000.44903. This indicates this transaction was recorded in the incorrect account (the correct accounts are 101.000.44222 – CONCESSIONS EAST POOL and 101.000.44223 CONCESSIONS WEST POOL). The second and third transactions occurred on 09/17/2018 and 10/04/2018 for the amount of \$2,194.14 and \$1,193.22. SD tied the transaction amounts to the Rec-Trac GL Summary report and the CMI Detailed Revenue Transaction report for account 101.000.44220 (CONCESSIONS COMM CTR).

Account No.	Account Desc.	1996	1997	1998	1999	2000	2001	2002	2003	2004	2005	2006	2007	2008	2009	2010	2011	2012	2013	2014	2015	2016	2017	2018	TOTAL
		YTD Receipts..	YTD Receipts..	YTD Receipts..	YTD Receipts..	YTD Receipts..	YTD Receipts..	YTD Receipts..	YTD Receipts..	YTD Receipts..	YTD Receipts..	YTD Receipts..	YTD Receipts..	YTD Receipts..	YTD Receipts..	YTD Receipts..	YTD Receipts..	YTD Receipts..	YTD Receipts..	YTD Receipts..	YTD Receipts..	YTD Receipts..	YTD Receipts..	YTD Receipts..	
101.000.44220	CONCESSIONS COMM CTR	6,250.58	7,953.10	11,023.85	14,964.00	33,867.21	22,313.09	14,592.45	14,830.18	14,263.95	10,326.36	7,908.51	2,425.67	156.54	1,274.13	5,648.12	11,684.10	9,115.93	13,653.86	14,522.28	3,688.86	8,216.16	5,475.55	3,393.13	956,410.98
101.000.44221	CONCESSIONS SR CTR	416.60	1,058.94	1,125.82	1,123.60	1,058.86	1,187.00	906.80	767.50	605.30	73.00	131.73	261.90	752.71	115.54	-	-	548.73	536.30	392.65	492.75	213.00	169.97	-	35,899
101.000.44222	CONCESSIONS - EAST POOL	61,918.15	53,503.41	62,899.98	64,365.67	58,023.65	66,443.03	78,189.29	60,121.47	11,590.83	17,582.15	12,273.91	8,736.30	2,487.27	-	1,670.80	-	-	-	-	-	-	-	-	-
101.000.44223	CONCESSIONS - WEST POOL									14,249.74	21,200.33	16,836.10	25,496.51	11,397.30	-	7,372.20	-	7,317.15	-	-	-	-	-	-	-
101.000.44270	BALLFIELD CONC									8,145.25	10,113.80	12,955.66	10,241.25	1,202.77	-	590.70	-	-	-	-	-	-	-	-	-
		<u>68,585.33</u>	<u>62,515.45</u>	<u>75,049.65</u>	<u>80,453.27</u>	<u>92,949.72</u>	<u>89,943.12</u>	<u>93,688.54</u>	<u>75,719.15</u>	<u>48,855.07</u>	<u>59,295.64</u>	<u>50,105.91</u>	<u>47,161.63</u>	<u>15,996.59</u>	<u>1,389.67</u>	<u>15,281.82</u>	<u>11,684.10</u>	<u>16,981.81</u>	<u>14,190.16</u>	<u>14,914.93</u>	<u>4,181.61</u>	<u>8,429.16</u>	<u>5,645.52</u>	<u>3,393.13</u>	
	% Change in revenue from prior year EOY:	-	-8.85%	20.05%	7.20%	15.53%	-3.23%	4.16%	-19.18%	-35.48%	21.37%	-15.50%	-5.88%	-66.08%	-91.31%	999.67%	-23.54%	45.34%	-16.44%	5.11%	-71.96%	101.58%	-33.02%	-39.90%	
															13,412.24						6,898.05	8,105.00	8,529.00	4,024.76	40,969.05
		<u>68,585.33</u>	<u>62,515.45</u>	<u>75,049.65</u>	<u>80,453.27</u>	<u>92,949.72</u>	<u>89,943.12</u>	<u>93,688.54</u>	<u>75,719.15</u>	<u>48,855.07</u>	<u>59,295.64</u>	<u>50,105.91</u>	<u>47,161.63</u>	<u>15,996.59</u>	<u>14,801.91</u>	<u>15,281.82</u>	<u>11,684.10</u>	<u>16,981.81</u>	<u>14,190.16</u>	<u>14,914.93</u>	<u>11,079.66</u>	<u>16,534.16</u>	<u>14,174.52</u>	<u>7,417.89</u>	997,380.03
	% Change in revenue from prior year EOY:	-	-8.85%	20.05%	7.20%	15.53%	-3.23%	4.16%	-19.18%	-35.48%	21.37%	-15.50%	-5.88%	-66.08%	-7.47%	3.24%	-23.54%	45.34%	-16.44%	5.11%	-25.71%	49.23%	-14.27%	-47.67%	-5.37%



SD calculated the total concessions and concession commission revenue to be \$997,380.03 based on data obtained from the CMI accounting system for the period 1996 through 2018 relative to the total amount of revenue generated by the Recreation and Parks Department over the same time period (\$20,135,958.06). SD determined that concession and concession commission revenue comprised 4.87% of total Recreation and Parks Department revenues for the period.

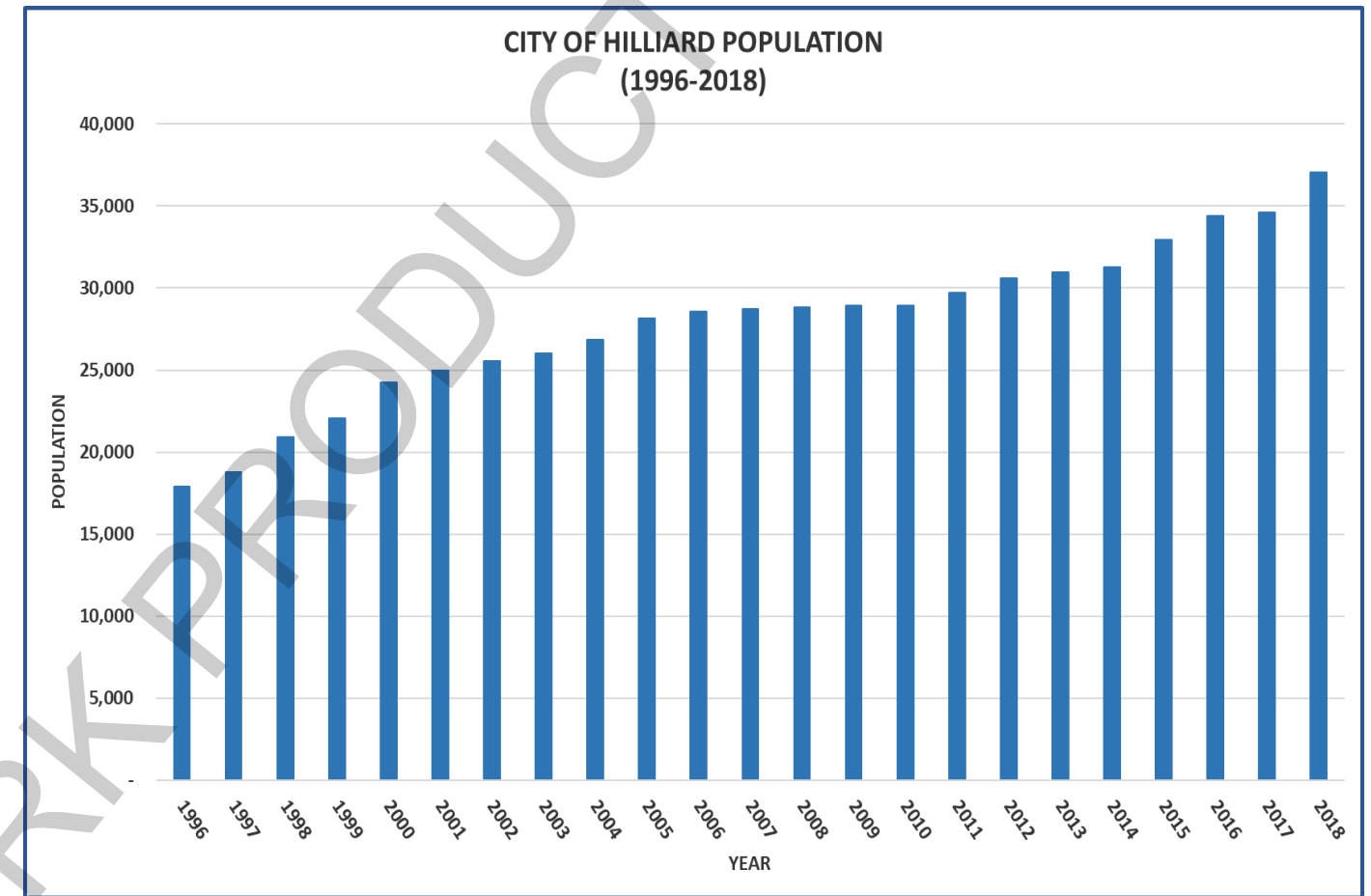
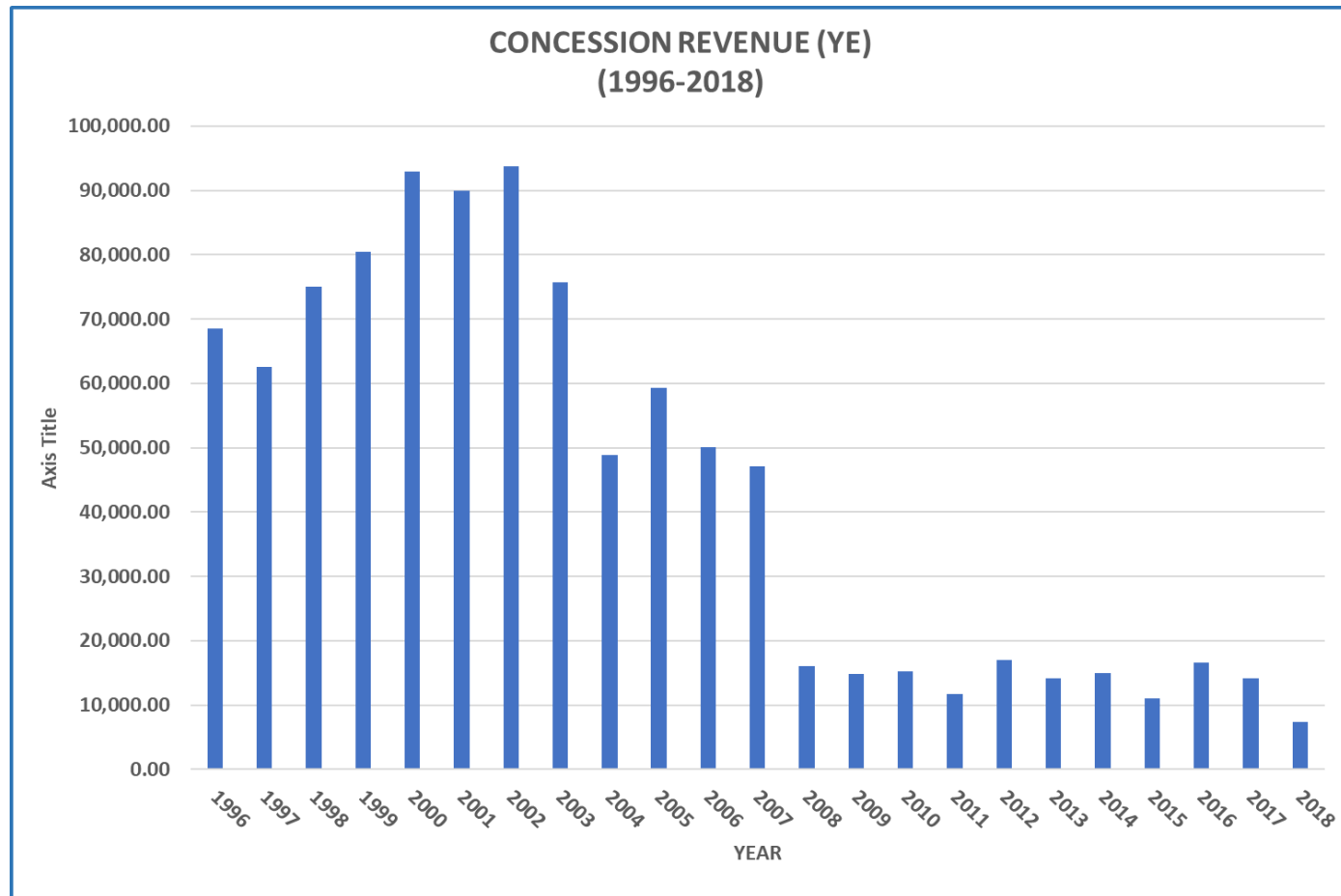


SD analyzed concession and concession commission revenue for the period 1996 through 2018. SD began with the 1996 concession revenue data in order to analyze trends in concession revenue prior to Heather Ernst's promotion to West Pool manager in 2001. In 2008, the City of Hilliard no longer managed the concessions for the Community Center, Senior Center, East Pool, West Pool, and Ballfields. Instead, the City of Hilliard agreed to allow a third party vendor to manage all concessions in return for a concession commission payments based on a percentage of retail sales agreed to by contract. Third-party management of concessions began in 2008 and has been in effect through 2018.

In analyzing concession and concession commission revenue, SD identified decrease in concession revenue from the period 1996 through 2007 compared to the concession commission revenue for the period 2008 through 2018. SD calculated the average annual concession revenue for the period 1996 through 2018 to be \$70,360.21, and \$13,914.32 for the concession commission revenue for the period 2008 through 2018; a decrease of 80.22%. Per inquiry with Kristan Turner – Recreation Supervisor, the city of Hilliard began contracting with a third party vendor to manage all concessions in 2008. In return, the City of Hilliard is paid a commission based on a percentage agreed upon by contract. SD identified an increase concession revenue for the period 1996 through 2002 and then a decrease from 2003 to 2007. SD calculated the average annual concession revenues for the period 1996 through 2002 to be \$80,455.01, and \$56,277.48 for the period 2003 through 2007; a decrease of 30.05%.

Account No.	Account Desc.	1996 YTD Receipts	1997 YTD Receipts	1998 YTD Receipts	1999 YTD Receipts	2000 YTD Receipts	2001 YTD Receipts	2002 YTD Receipts	2003 YTD Receipts	2004 YTD Receipts	2005 YTD Receipts	2006 YTD Receipts
101.000.44220	CONCESSIONS COMM CTR	416.60	1,058.94	1,125.82	1,123.60	1,058.86	1,187.00	906.80	767.50	14,263.95	10,326.36	7,908.51
101.000.44221	CONCESSIONS SR CTR	61,918.15	53,503.41	62,899.98	64,365.67	58,023.65	66,443.03	78,189.29	60,121.47	605.30	73.00	131.73
101.000.44222	CONCESSIONS - EAST POOL									11,590.83	17,582.15	12,273.91
101.000.44223	CONCESSIONS - WEST POOL									14,249.74	21,200.33	16,836.10
101.000.44270	BALLFIELD CONC							12,697.30	10,775.28	8,145.25	10,113.80	12,955.66
	Total Concession Revenue:	62,334.75	54,562.35	64,025.80	65,489.27	59,082.51	67,630.03	91,793.39	71,664.25	48,855.07	59,295.64	50,105.91
	% Change in revenue from prior year EOY:	-	-12.47%	17.34%	2.29%	-9.78%	14.47%	35.73%	-21.93%	-31.83%	21.37%	-15.50%

2007	2008	2009	2010	2011	2012	2013	2014	2015	2016	2017	2018	TOTAL
YTD Receipts	YTD Receipts	YTD Receipts	YTD Receipts	YTD Receipts	YTD Receipts	YTD Receipts	YTD Receipts	YTD Receipts	YTD Receipts	YTD Receipts	YTD Receipts	
2,425.67	156.54	1,274.13	5,648.12	11,684.10	9,115.93	13,653.86	14,522.28	3,688.86	8,216.16	5,475.55	3,393.13	119,398.27
261.90	752.71	115.54	-	-	548.73	536.30	392.65	492.75	213.00	169.97	-	509,758.23
8,736.30	2,487.27	-	1,670.80	-	-	-	-	-	-	-	-	54,341.26
25,496.51	11,397.30	-	7,372.20	-	7,317.15	-	-	-	-	-	-	103,869.33
10,241.25	1,202.77	-	590.70	-	-	-	-	-	-	-	-	66,722.01
47,161.63	15,996.59	1,389.67	15,281.82	11,684.10	16,981.81	14,190.16	14,914.93	4,181.61	8,429.16	5,645.52	3,393.13	854,089.10
-5.88%	-66.08%	-91.31%	999.67%	-23.54%	45.34%	-16.44%	5.11%	-71.96%	101.58%	-33.02%	-39.90%	36.51%



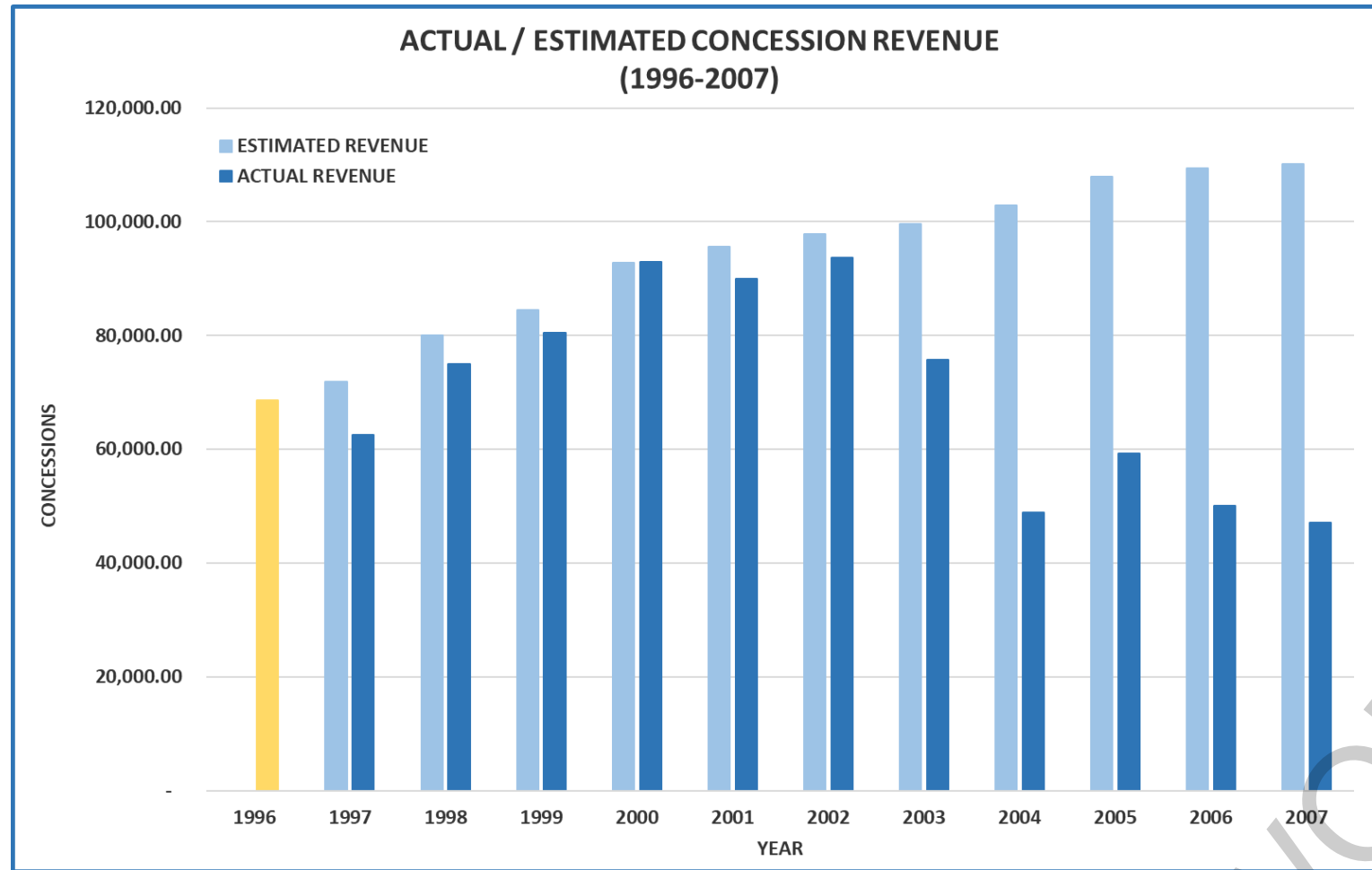
	1996	1997	1998	1999	2000	2001	2002	2003	2004	2005	2006
City of Hilliard Population	17,903	18,774	20,908	22,058	24,230	24,969	25,555	25,996	26,844	28,158	28,557
%Δ in population	-	4.87%	11.37%	5.50%	9.85%	3.05%	2.35%	1.73%	3.26%	4.89%	1.42%

	2007	2008	2009	2010	2011	2012	2013	2014	2015	2016	2017	2018	AVERAGE
City of Hilliard Population	28,730	28,850	28,927	28,935	29,714	30,610	30,961	31,300	32,934	34,419	34,631	37,063	
%Δ in population	0.61%	0.42%	0.27%	0.03%	2.69%	3.02%	1.15%	1.09%	5.22%	4.51%	0.62%	7.02%	3.41%

SD performed a year-by-year comparison analysis of the City of Hilliard population and year-end concession and concession commission revenue for the period 1996 through 2018. From 1996 through 2018, the average annual concession and concession commission revenue decrease was -5.37% and the corresponding average annual population increase was 3.41%. SD noted that the average annual concession revenue from 1996 through 2007 was \$70,360.21 compared to the average annual concession commission revenue from 2008 through 2018 of \$13,914.32; a change of 80.22% attributed to the City of Hilliard's decision to contract concession management to third-party vendor in exchange for an agreed upon commission.

	1996	1997	1998	1999	2000	2001	2002	2003	2004	2005	2006
YTD Receipts	62,334.75	54,562.35	64,025.80	65,489.27	59,082.51	67,630.03	91,793.39	71,664.25	48,855.07	59,295.64	50,105.91
% Change in revenue from prior year EOY:	-	-12.47%	17.34%	2.29%	-9.78%	14.47%	35.73%	-21.93%	-31.83%	21.37%	-15.50%

	2007	2008	2009	2010	2011	2012	2013	2014	2015	2016	2017	2018	TOTAL
YTD Receipts	47,161.63	15,996.59	1,389.67	15,281.82	11,684.10	16,981.81	14,190.16	14,914.93	4,181.61	8,429.16	5,645.52	3,393.13	854,089.10
% Change in revenue from prior year EOY:	-5.88%	-66.08%	-91.31%	999.67%	-23.54%	45.34%	-16.44%	5.11%	-71.96%	101.58%	-33.02%	-39.90%	36.51%



SD calculated the estimated concession revenues based on the City of Hilliard population rates for the period 1996 through 2007. SD used 1996 as the base year to calculate estimated revenue since this was as far back, historically, that concession revenue year-to-date transaction totals could be retrieved from the CMI system. SD calculated the estimate through 2007. Subsequent to 2007, concessions have been managed by third-party vendors who pay the City of Hilliard an agreed upon commissions. To determine the 1997 estimated concession revenue, SD multiplied the 1996 actual concession revenue of \$68,585.33 recorded in the CMI system by 1.048 (1 plus the City of Hilliard population increase for the period 1996 through 1997). The 1997 estimated concession revenue was used to determine the estimated concession revenue for 1998 by multiplying the 1997 estimated concession revenue of \$71,922.08 by 1.1137 (1 plus the City of Hilliard population increase for the period 1997 through 1998). SD calculated the total estimated concession revenue for the period 1996 through 2007 to be \$1,052,662.03. SD compared the estimated total concession revenue to the actual concession revenue of \$844,322.48 recorded in the CMI system over the same period; a variance of (\$276,924.88).

	1996	1997	1998	1999	2000	2001	2002	2003	2004	2005	2006	2007	Total Amounts
Actual Concession Revenues	68,585.33	62,515.45	75,049.65	80,453.27	92,949.72	89,943.12	93,688.54	75,719.15	48,855.07	59,295.64	50,105.91	47,161.63	844,322.48
% Change in population from prior year		4.87%	11.37%	5.50%	9.85%	3.05%	2.35%	1.73%	3.26%	4.89%	1.42%	0.61%	
Estimated Concession Revenues		71,922.08	80,097.31	84,502.89	92,823.69	95,654.76	97,899.69	99,589.13	102,837.77	107,871.63	109,400.17	110,062.92	1,052,662.03
Variance between Actual and Estimated Concession Revenues	-	9,406.63	5,047.66	4,049.62	(126.03)	5,711.64	4,211.15	23,869.98	53,982.70	48,575.99	59,294.26	62,901.29	276,924.88

HEATHER ERNST (Hobdridge)
JOB TITLES – HOURLY RATES
1995 THROUGH 2017

YEAR	TITLE	HOURLY RATE
1995	RECREATIONAL STAFF	\$14.0684
→ 2000	RECREATIONAL STAFF	\$14.5960
2001	WEST POOL MANAGER	\$15.1433
→ 2002	RECREATION SUPERVISOR	\$15.6460
2003	RECREATION SUPERVISOR	\$16.1780
2004	RECREATION SUPERVISOR	\$16.7280
2005	RECREATION SUPERVISOR	\$16.7280
2006	RECREATION SUPERVISOR	\$17.2298
→ 2007	RECREATION PROGRAM MANAGER	\$19.2308
2008	RECREATION PROGRAM MANAGER	\$19.8077
2009	RECREATION PROGRAM MANAGER	\$21.3700
2010	RECREATION PROGRAM MANAGER	\$21.5837
2011	RECREATION PROGRAM MANAGER	\$24.8900
→ 1-12-2012	DEPUTY DIRECTOR OF R & P	\$35.5670
2013	DEPUTY DIRECTOR OF R & P	\$35.9230
2014	DEPUTY DIRECTOR OF R & P	\$38.0784
2015	DEPUTY DIRECTOR OF R & P	\$39.0304
2016	DEPUTY DIRECTOR OF R & P	\$41.2064
2017	DEPUTY DIRECTOR OF R & P	\$42.4426

ATTORNEY WORK PRODUCT

Christopher A. Landis

From: Karrie Martin <kmartin@hilliardohio.gov>
Sent: Monday, January 21, 2019 9:43 AM
To: Christopher A. Landis
Subject: FW: Revenue Accounts

From: Karrie Martin
Sent: Tuesday, January 08, 2019 3:21 PM
To: Kristan Turner <kturner@hilliardohio.gov>; Geoff Dew <gdew@hilliardohio.gov>
Cc: Alexandria Schell <aboomershine@hilliardohio.gov>
Subject: Revenue Accounts

101.000.44200 MEMBERSHIP COMM CTR
101.000.44201 MEMBERSHIP SR CTR
101.000.44202 MEMBERSHIP SWIM POOL
101.000.44212 GATE ADMISSIONS - EAST POOL
101.000.44213 GATE ADMISSIONS - WEST POOL
101.000.44214 ONLINE TICKET SALES - POOLS
101.000.44220 CONCESSIONS COMM CTR
101.000.44221 CONCESSIONS SR CTR
101.000.44222 CONCESSIONS - EAST POOL
101.000.44223 CONCESSIONS - WEST POOL
101.000.44230 RENTAL COMM CTR
101.000.44231 RENTAL SR CTR
101.000.44232 RENTAL - EAST POOL
101.000.44233 RENTAL - WEST POOL
101.000.44234 RENTAL - HILLIARD STATION PARK
101.000.44240 PROGRAMS COMM CTR
101.000.44241 PROGRAMS SR CTR
101.000.44242 PROGRAMS SWIM POOL
101.000.44252 SWIM POOL DONATIONS - EAST POOL
101.000.44253 SWIM POOL DONATIONS - WEST POOL
101.000.44260 COMM CTR SUMMER PROG
101.000.44270 BALLFIELD CONC
101.000.44280 BALLFIELD FEES
101.000.44290 GIFT CARDS
101.000.44900 MISC COMM CTR
101.000.44901 MISC SR CTR
101.000.44902 MISC. SWIM POOL - EAST POOL
101.000.44903 MISC. SWIM POOL - WEST POOL

208.000.44451 POOL MEMB SCHOOL DISTRICT/NON RE
208.000.45320 HILLIARD STATION PARK - SPONSOR
208.000.45321 FIREWORKS SPONSOR
208.000.45322 Earth Day - Sponsor
208.000.45323 PRESCHOOL SPONSOR
208.000.45326 DORA

782.000.44203 SAFETY TOWN

895.000.45445 DEPOSIT - HILLIARD STATION PARK

Per inquiry with Greg Tantari - Deputy Finance Director, Safety Town is a program performed by the City of Hilliard Police Department (HPD). HPD uses the Community Center for this program, however all revenues are generated by HPD. As a result, SD did not include this account in the Recreation & Parks revenue accounts.



2018 Member Population Estimates

Population

Place Name	County	Government Type	2018 Estimate	2017 Estimate	2016 Estimate	2015 Estimate	2014 Estimate	2013 Estimate	2012 Estimate	2011 Estimate
CITIES										
Bexley	Franklin	City	13,262	13,233	13,074	13,172	13,143	13,119	13,098	13,095
Canal Winchester	Fairfield	City	1,653	1,261	1,142	840	835	832	829	817
Canal Winchester	Franklin	City	7,018	6,658	6,585	6,574	6,513	6,446	6,343	6,307
Canal Winchester	Total	City	8,671	7,919	7,727	7,414	7,348	7,278	7,172	7,124
Chillicothe	Ross	City	21,608	21,961	21,928	21,941	21,938	21,935	21,906	21,903
Columbus	Delaware	City	12,792	8,994	8,590	8,119	7,797	7,354	7,293	7,292
Columbus	Fairfield	City	9,867	9,769	9,713	9,736	9,729	9,724	9,719	9,669
Columbus	Franklin	City	858,169	842,378	800,609	811,835	799,857	788,270	780,310	775,264
Columbus	Total	City	880,828	861,141	818,912	829,690	817,383	805,348	797,322	792,225
Delaware	Delaware	City	39,214	37,853	36,263	36,451	35,891	35,387	35,150	34,916
Dublin	Delaware	City	4,090	4,419	4,165	4,246	4,207	4,170	4,091	4,037
Dublin	Franklin	City	40,693	39,285	37,061	38,117	37,513	37,010	36,012	35,671
Dublin	Union	City	3,717	3,622	3,415	3,310	2,892	2,611	2,382	2,366
Dublin	Total	City	48,500	47,325	44,641	45,673	44,612	43,791	42,485	42,074
Gahanna	Franklin	City	35,708	33,984	33,382	33,678	33,560	33,458	33,374	33,312
Grandview Heights	Franklin	City	7,850	7,284	6,859	9,886	6,870	6,858	6,552	6,543
Grove City	Franklin	City	41,495	38,144	36,720	36,509	36,117	35,844	35,726	35,626
Groveport	Franklin	City	5,793	5,638	5,604	5,597	5,540	5,505	5,415	5,377
Hilliard	Franklin	City	37,063	34,631	34,419	32,934	31,300	30,961	30,610	29,714
Marysville	Union	City	23,559	23,286	23,023	22,818	22,579	22,342	22,211	22,113
New Albany	Franklin	City	10,680	9,425	9,077	9,020	8,435	8,279	8,076	7,716
New Albany	Licking	City	23	32	24	28	27	26	25	23
New Albany	Total	City	10,704	9,457	9,101	9,048	8,462	8,305	8,101	7,739
Pataskala	Licking	City	17,175	15,611	15,508	15,405	15,289	15,159	15,095	14,996
Pickerington	Fairfield	City	21,119	19,595	19,385	19,194	18,853	18,547	18,310	18,255
Pickerington	Franklin	City	101	123	123	123	86	86	86	86
Pickerington	Total	City	21,219	19,718	19,508	19,317	18,939	18,633	18,396	18,341
Powell	Delaware	City	14,238	13,153	12,983	12,767	12,455	12,225	12,042	11,568
Reynoldsburg	Fairfield	City	931	918	918	918	918	918	911	910
Reynoldsburg	Franklin	City	26,787	26,603	26,315	26,403	26,327	26,268	26,232	26,185
Reynoldsburg	Licking	City	9,416	9,019	8,952	8,956	8,898	8,836	8,832	8,827

morpc MORPC Member Communities by County Part: January 1, 2012 Estimates

Community (1), (3)	County	Community Type	Population					
			2012 (2)	2010 Census	2011	2010	2009	2008
Bexley		City	13,064	13,057	13,269	13,267	13,267	13,257
Canal Winchester		City	7,161	7,101	6,687	6,575	6,536	6,516
Columbus		City	790,498	787,033	782,902	778,762	776,463	773,277
Delaware		City	34,982	34,753	32,569	32,333	32,142	32,088
Dublin		City	42,038	41,751	41,325	41,093	40,874	40,519
Gahanna		City	33,262	33,248	34,468	34,447	34,443	34,355
Grandview Heights		City	6,538	6,536	6,700	6,698	6,698	6,698
Grove City		City	35,708	35,575	34,569	34,280	34,027	33,699
Groveport		City	5,415	5,363	5,421	5,407	5,404	5,307
Hilliard		City	28,524	28,435	29,250	28,935	28,927	28,850
London		City	9,906	9,904	9,458	9,436	9,420	9,420
Marysville		City				19,453	19,453	18,941
Pataskala		City				15,535	15,535	15,508
Pickerington		City				14,621	14,621	14,476
Powell		City				10,792	10,792	10,524
Reynoldsburg		City				35,818	35,818	35,787
Upper Arlington		City	33,825	33,771	34,050	34,038	34,035	34,023
Westerville		City	36,250	36,120	38,126	37,971	37,879	37,845
Whitehall		City	18,066	18,062	19,216	19,214	19,214	19,214
Worthington		City	13,579	13,575	14,235	14,228	14,228	14,216
Ashley		Village	1,339	1,330	1,307	1,307	1,310	1,266
Ashville		Village	4,097	4,097		4,097		
Baltimore		Village	2,968	2,966	2,919	2,914		
Brice		Village	114	114	70	70	70	70
Cardington		Village	2,047	2,047	1,252	1,252		
Galena		Village	687	653	507	499	485	477
Harrisburg (part)		Village	320	320	335	335	335	332
Lithopolis (part)		Village	1,127	1,106	1,052	1,036	1,036	992
Lockbourne		Village	237	237	280	280	280	280
Marble Cliff		Village	573	573	609	609	609	609
Minerva Park		Village	1,272	1,272	1,288	1,288	1,288	1,288

Per inquiry with Liz Whelan - Data Manager, MORPC, the 500 person variance in the City of Hilliard population between the 2010 Census population and the 2010 population are the results of report timing. MORPC estimates are taken from the beginning of the year and the Census estimates are taken from the middle of the year. SD utilized the MORPC data for all population values.

Mid Ohio Regional Planning Commission Member Annual Population Estimates
Includes parts of communities that are located in multiple counties

**Population of MORPC Municipal Member Communities
1990 - 2007**

	1990	1993	1994	1995	1996	1997	1998	1999	2000	2001	2002	2003	2004	2005	2006	2007
Cities																
Bexley	13,088	13,229	13,220	13,285	13,286	13,289	13,290	13,290	13,203	13,210	13,217	13,217	13,229	13,244	13,254	13,254
Chillicothe	21,923	22,042	22,092	22,164	22,237	22,316	22,394	22,394	21,796	21,901	21,903	21,966	21,966	22,004	22,054	22,141
Columbus	632,910	650,578	657,487	666,211	675,045	693,174	696,849	701,426	711,470	720,230	726,601	734,024	743,343	754,837	763,351	768,804
Delaware City	20,030	20,768	20,832	21,268	22,294	32,197	23,224	23,719	25,243	27,188	27,294	28,710	29,599	30,642	31,701	31,949
Dublin	16,366	17,991	18,911	19,753	21,494	22,506	23,103	24,976	31,392	31,947	32,270	35,523	36,313	37,586	38,909	40,163
Gahanna	27,791	29,652	30,918	32,240	32,919	33,605	33,950	34,503	32,636	32,958	33,118	33,194	33,588	33,865	34,098	34,170
Grandview Heights	7,010	7,010	7,010	7,013	7,016	7,027	7,027	7,027	6,695	6,695	6,695	6,695	6,695	6,695	6,695	6,698
Grove City	19,661	21,166	21,967	22,970	23,446	24,065	24,683	25,129	27,075	29,923	30,224	30,679	30,826	31,580	32,447	33,483
Hilliard	11,796	14,693	15,779	16,780	17,903	18,774	20,908	22,058	24,230	24,969	25,555	25,996	26,844	28,158	28,557	28,730
London	7,807					8,389	8,441	8,574	8,771	8,875	8,877	9,031	9,084	9,181	9,290	9,420
Marysville	9,656								15,942	16,702	16,986	17,386	17,386	17,770	18,369	18,672
Pataskala	4,398	4,427	4,478	4,478	4,549	4,783	4,810	5,730	10,249	11,083	12,377	13,200	14,028	14,598	15,007	15,402
Pickerington	5,668	6,694	7,038	7,400	7,536	7,744	7,895	8,035	9,792	10,171	10,452	11,259	12,159	13,063	13,573	14,220
Powell	2,154	2,711	3,066	3,405	4,287	3,929	4,544	4,981	6,247	6,910	6,716	6,995	7,434	8,755	9,607	10,142
Reynoldsburg	25,748	26,732	27,631	28,627	29,653	30,657	31,124	31,466	32,069	32,423	32,926	33,369	33,623	34,509	35,385	35,755
Upper Arlington	35,827	34,217	35,855	35,888	35,892	35,900	35,919	35,921	33,686	33,742	33,767	33,785	33,797	33,816	33,837	33,923
Washington Courthouse	12,903		13,586			13,905	13,983	14,077	13,524	13,578	13,582	13,644	13,805	14,080	14,335	14,400
Westerville	30,269	32,192	32,917	33,635	34,016	37,313	34,833	34,948	35,318	35,671	35,908	36,018	36,069	36,325	36,517	36,569
Whitehall	20,572	20,585	20,585	20,590	20,599	20,612	20,612	20,675	19,201	19,207	19,207	19,207	19,207	19,209	19,211	19,214
Worthington	14,869	14,958	14,975	15,004	15,022	15,046	15,052	15,059	14,125	14,127	14,137	14,137	14,146	14,146	14,148	14,162
County Balances																
Ross County Balance	47,407	47,577	47,839	47,863	47,879	47,897	47,915	48,884	51,549	52,600	52,600	53,199	53,199	53,651	53,903	53,984
Villages																
Ashley	1,254	1,076	1,065	1,068	1,075	1,254	1,247	1,243	1,216	1,209	1,278	1,272	1,270	1,274	1,273	1,268
Brice	109	106	106	106	106	106	106	106	70	70	70	70	70	70	70	70
Canal Winchester	2,617	2,700	2,868	3,021	3,153	3,294	3,482	3,722	4,478	4,824	4,987	5,144	5,449	5,750	6,087	6,345
Commercial Point									776						811	824
Galena	349	363	361	361	361	348	351	349	305	308	305	304	305	323	399	458
Groveport	2,948	2,976	3,006	3,129	3,218	3,378	3,439	3,573	3,929	3,952	4,121	4,323	4,683	5,032	5,161	5,236
Harrisburg	340	357	357	357	357	357	357	357	332	332	332	332	332	332	332	332
Lithopolis	563								600	600	600	600	600	600	808	984
Lockbourne	283	283	283	283	283	283	283	283	280	280	280	280	280	280	280	280
Marble Cliff	633	637	639	647	651	652	652	652	646	646	646	646	646	646	565	565

Prepared by the Mid Ohio Regional Planning Commission

Estimates reflect January 1 date, with the exception of 1990 and 2000 which are census based and represent April 1.

Sources: Delaware County RPC, US Census, MORPC

No data available for "blank" cells

October, 2006

RecTrac
GL Summary

Source: Geoff Dew
Title: Recreation and Parks Supervisor

Wednesday, July 1st, 2009

GL Code	Account #	Cost Ctr	Rcpt #	Mod	Pay Code	Txn Reference	User Name	DR Amt	CR Amt
1070	101.000.44230	HCC	17961	FR	2		SA	0.00	150.00
1070	101.000.44230	HCC	17964	FR	1	2733	SA	0.00	150.00
1070	101.000.44230	HCC	17983	FR	1	1404	SMP	0.00	150.00
								0.00	450.00

Thursday, July 2nd, 2009

GL Code	Account #	Cost Ctr	Rcpt #	Mod	Pay Code	Txn Reference	User Name	DR Amt	CR Amt
1070	101.000.44230	HCC	17993	FR	3		LU	0.00	25.00
1070	101.000.44230	HCC	18000	FR	1	10088	SA	0.00	50.00
								0.00	75.00

Monday, July 6th, 2009

GL Code	Account #	Cost Ctr	Rcpt #	Mod	Pay Code	Txn Reference	User Name	DR Amt	CR Amt
1070	101.000.44230	HCC	18011	FR	1	2348	LU	0.00	50.00
1070	101.000.44230	HCC	18013	FR	2		SA	0.00	50.00
1070	101.000.44230	HCC	18016	FR	1	3290	LU	0.00	50.00
1070	101.000.44230	HCC	18021	FR	1	6490	SA	0.00	600.00
1070	101.000.44230	HCC	18032	FR	2		LU	0.00	50.00
								0.00	800.00

Wednesday, July 8th, 2009

GL Code	Account #	Cost Ctr	Rcpt #	Mod	Pay Code	Txn Reference	User Name	DR Amt	CR Amt
1070	101.000.44230	HCC	18080	FR	4		LU	0.00	50.00
1070	101.000.44230	HCC	18086	FR	2		SA	0.00	50.00
								0.00	100.00

Thursday, July 9th, 2009

GL Code	Account #	Cost Ctr	Rcpt #	Mod	Pay Code	Txn Reference	User Name	DR Amt	CR Amt
1070	101.000.44230	HCC	18112	FR	1	1693	CR	0.00	50.00
1070	101.000.44230	HCC	18113	FR	2		CR	0.00	50.00
1070	101.000.44230	HCC	18116	FR	1	1357726	SA	0.00	50.00
								0.00	150.00

Saturday, July 11th, 2009

GL Code	Account #	Cost Ctr	Rcpt #	Mod	Pay Code	Txn Reference	User Name	DR Amt	CR Amt
1070	101.000.44230	HCC	18145	FR	2		CR	0.00	22.00
1070	101.000.44230	HCC	18145	FR	2		CR	0.00	9.00
1070	101.000.44230	HCC	18145	FR	2		CR	0.00	1.00
								0.00	32.00

RecTrac
GL Summary

Saturday, July 11th, 2009

GL Code	Account #	Cost Ctr	Rcpt #	Mod	Pay Code	Txn Reference	User Name	DR Amt	CR Amt
---------	-----------	----------	--------	-----	----------	---------------	-----------	--------	--------

Monday, July 13th, 2009

GL Code	Account #	Cost Ctr	Rcpt #	Mod	Pay Code	Txn Reference	User Name	DR Amt	CR Amt
1070	101.000.44230	HCC	18158	FR	1	533	SA	0.00	45.00
1070	101.000.44230	HCC	18158	FR	1	533	SA	0.00	25.00
1070	101.000.44230	HCC	18160	FR	1	1716	SA	0.00	50.00
1070	101.000.44230	HCC	18161	FR	1	4	SA	0.00	50.00
1070	101.000.44230	HCC	18165	FR	2		SA	0.00	416.25
								0.00	586.25

Friday, July 17th, 2009

GL Code	Account #	Cost Ctr	Rcpt #	Mod	Pay Code	Txn Reference	User Name	DR Amt	CR Amt
1070	101.000.44230	HCC	18205	FR	1		SA	0.00	50.00
1070	101.000.44230	HCC	18206	FR	1		SA	50.00	0.00
1070	101.000.44230	HCC	18207	FR	2		BR	0.00	50.00
1070	101.000.44230	HCC	18211	FR	1		JW	0.00	647.78
1070	101.000.44230	HCC	18214	FR	3		SMP	0.00	50.00
1070	101.000.44230	HCC	18229	FR	1	1476	SA	0.00	5,516.36
								50.00	6,314.14

Saturday, July 18th, 2009

GL Code	Account #	Cost Ctr	Rcpt #	Mod	Pay Code	Txn Reference	User Name	DR Amt	CR Amt
1070	101.000.44230	HCC	18216	FR	2		BR	0.00	8.00
1070	101.000.44230	HCC	18216	FR	2		BR	0.00	25.00
								0.00	33.00

Monday, July 20th, 2009

GL Code	Account #	Cost Ctr	Rcpt #	Mod	Pay Code	Txn Reference	User Name	DR Amt	CR Amt
1070	101.000.44230	HCC	18241	FR	1	4073	SA	0.00	50.00
1070	101.000.44230	HCC	18242	FR	3		BR	0.00	50.00
								0.00	100.00

Thursday, July 23rd, 2009

GL Code	Account #	Cost Ctr	Rcpt #	Mod	Pay Code	Txn Reference	User Name	DR Amt	CR Amt
1070	101.000.44230	HCC	18268	FR	1	177944	SA	0.00	50.00
1070	101.000.44230	HCC	18268	FR	1	177944	SA	0.00	50.00
1070	101.000.44230	HCC	18268	FR	1	177944	SA	0.00	50.00
1070	101.000.44230	HCC	18268	FR	1	177944	SA	0.00	50.00
								0.00	200.00

RecTrac
GL Summary

Saturday, July 25th, 2009

GL Code	Account #	Cost Ctr	Rcpt #	Mod	Pay Code	Txn Reference	User Name	DR Amt	CR Amt
1070	101.000.44230	HCC	18282	FR	3		JW	0.00	50.00
1070	101.000.44230	HCC	18283	FR	1		JW	0.00	50.00
								0.00	100.00

Sunday, July 26th, 2009

GL Code	Account #	Cost Ctr	Rcpt #	Mod	Pay Code	Txn Reference	User Name	DR Amt	CR Amt
1070	101.000.44230	HCC	18289	FR	2		BR	0.00	5.00
1070	101.000.44230	HCC	18289	FR	2		BR	0.00	18.00
								0.00	23.00

Tuesday, July 28th, 2009

GL Code	Account #	Cost Ctr	Rcpt #	Mod	Pay Code	Txn Reference	User Name	DR Amt	CR Amt
1070	101.000.44230	HCC	18311	FR	1	1400	LU	0.00	30.00
								0.00	30.00

Wednesday, July 29th, 2009

GL Code	Account #	Cost Ctr	Rcpt #	Mod	Pay Code	Txn Reference	User Name	DR Amt	CR Amt
1070	101.000.44230	HCC	18326	FR	1	1003	LU	0.00	50.00
								0.00	50.00

Monday, August 3rd, 2009

GL Code	Account #	Cost Ctr	Rcpt #	Mod	Pay Code	Txn Reference	User Name	DR Amt	CR Amt
1070	101.000.44230	HCC	18351	FR	1	1011	SA	0.00	20.00
1070	101.000.44230	HCC	18351	FR	1	1011	SA	0.00	20.00
1070	101.000.44230	HCC	18351	FR	1	1011	SA	0.00	20.00
1070	101.000.44230	HCC	18351	FR	1	1011	SA	0.00	20.00
1070	101.000.44230	HCC	18351	FR	1	1011	SA	0.00	20.00
								0.00	100.00

Wednesday, August 5th, 2009

GL Code	Account #	Cost Ctr	Rcpt #	Mod	Pay Code	Txn Reference	User Name	DR Amt	CR Amt
1070	101.000.44230	HCC	18382	FR	1	1802	LU	0.00	50.00
								0.00	50.00

Thursday, August 6th, 2009

GL Code	Account #	Cost Ctr	Rcpt #	Mod	Pay Code	Txn Reference	User Name	DR Amt	CR Amt
1070	101.000.44230	HCC	18406	FR	1	4500	CR	0.00	50.00

RecTrac
GL Summary

Thursday, August 6th, 2009

GL Code	Account #	Cost Ctr	Rcpt #	Mod	Pay Code	Txn Reference	User Name	DR Amt	CR Amt
1070	101.000.44230	HCC	18407	FR	1	1634	LU	0.00	50.00
								<u>0.00</u>	<u>100.00</u>

Saturday, August 8th, 2009

GL Code	Account #	Cost Ctr	Rcpt #	Mod	Pay Code	Txn Reference	User Name	DR Amt	CR Amt
1070	101.000.44230	HCC	18415	FR	2		KB	0.00	12.00
1070	101.000.44230	HCC	18415	FR	2		KB	0.00	21.00
								<u>0.00</u>	<u>33.00</u>

Monday, August 10th, 2009

GL Code	Account #	Cost Ctr	Rcpt #	Mod	Pay Code	Txn Reference	User Name	DR Amt	CR Amt
1070	101.000.44230	HCC	18420	FR	1	10346	SA	0.00	27.49
								<u>0.00</u>	<u>27.49</u>

Thursday, August 13th, 2009

GL Code	Account #	Cost Ctr	Rcpt #	Mod	Pay Code	Txn Reference	User Name	DR Amt	CR Amt
1070	101.000.44230	HCC	18440	FR	1	1022	LU	0.00	50.00
								<u>0.00</u>	<u>50.00</u>

Saturday, August 15th, 2009

GL Code	Account #	Cost Ctr	Rcpt #	Mod	Pay Code	Txn Reference	User Name	DR Amt	CR Amt
1070	101.000.44230	HCC	18456	FR	2		KB	0.00	9.00
1070	101.000.44230	HCC	18456	FR	2		KB	0.00	10.00
1070	101.000.44230	HCC	18456	FR	2		KB	0.00	24.00
								<u>0.00</u>	<u>43.00</u>

Monday, August 17th, 2009

GL Code	Account #	Cost Ctr	Rcpt #	Mod	Pay Code	Txn Reference	User Name	DR Amt	CR Amt
1070	101.000.44230	HCC	18472	FR	1	1505	SA	0.00	2,556.94
								<u>0.00</u>	<u>2,556.94</u>

Wednesday, August 19th, 2009

GL Code	Account #	Cost Ctr	Rcpt #	Mod	Pay Code	Txn Reference	User Name	DR Amt	CR Amt
1070	101.000.44230	HCC	18484	FR	2		SA	0.00	50.00
1070	101.000.44230	HCC	18486	FR	1	1131	LU	0.00	50.00
1070	101.000.44230	HCC	18490	FR	1	1091	LU	0.00	50.00

RecTrac
GL Summary

Wednesday, August 19th, 2009

GL Code	Account #	Cost Ctr	Rcpt #	Mod	Pay Code	Txn Reference	User Name	DR Amt	CR Amt
1070	101.000.44230	HCC	18492	FR	2		SA	0.00	50.00
								<u>0.00</u>	<u>200.00</u>

Monday, August 24th, 2009

GL Code	Account #	Cost Ctr	Rcpt #	Mod	Pay Code	Txn Reference	User Name	DR Amt	CR Amt
1070	101.000.44230	HCC	18510	FR	1	456	LU	0.00	50.00
1070	101.000.44230	HCC	18511	FR	1	4146	LU	0.00	50.00
1070	101.000.44230	HCC	18512	FR	1	1610	LU	0.00	100.00
								<u>0.00</u>	<u>200.00</u>

Wednesday, August 26th, 2009

GL Code	Account #	Cost Ctr	Rcpt #	Mod	Pay Code	Txn Reference	User Name	DR Amt	CR Amt
1070	101.000.44230	HCC	18543	FR	1	1787	LU	0.00	50.00
1070	101.000.44230	HCC	18544	FR	1	949	LU	0.00	50.00
								<u>0.00</u>	<u>100.00</u>

Friday, August 28th, 2009

GL Code	Account #	Cost Ctr	Rcpt #	Mod	Pay Code	Txn Reference	User Name	DR Amt	CR Amt
1070	101.000.44230	HCC	18564	FR	1	5575	SA	0.00	50.00
1070	101.000.44230	HCC	18567	FR	1	7019	BR	0.00	50.00
1070	101.000.44230	HCC	18569	FR	1	5482	KB	0.00	50.00
								<u>0.00</u>	<u>150.00</u>

Saturday, August 29th, 2009

GL Code	Account #	Cost Ctr	Rcpt #	Mod	Pay Code	Txn Reference	User Name	DR Amt	CR Amt
1070	101.000.44230	HCC	18573	FR	2		BR	0.00	6.00
1070	101.000.44230	HCC	18573	FR	2		BR	0.00	10.00
								<u>0.00</u>	<u>16.00</u>

Tuesday, September 1st, 2009

GL Code	Account #	Cost Ctr	Rcpt #	Mod	Pay Code	Txn Reference	User Name	DR Amt	CR Amt
1070	101.000.44230	HCC	18757	FR	VSI-Syste	Cancel	GD	50.00	0.00
1070	101.000.44230	HCC	18885	FR	VSI-Syste	Cancel	GD	50.00	0.00
								<u>100.00</u>	<u>0.00</u>

Saturday, September 5th, 2009

GL Code	Account #	Cost Ctr	Rcpt #	Mod	Pay Code	Txn Reference	User Name	DR Amt	CR Amt
1070	101.000.44230	HCC	18661	FR	2		BR	0.00	20.00

RecTrac
GL Summary

Saturday, September 5th, 2009

GL Code	Account #	Cost Ctr	Rcpt #	Mod	Pay Code	Txn Reference	User Name	DR Amt	CR Amt
1070	101.000.44230	HCC	18661	FR	2		BR	0.00	7.00
								<u>0.00</u>	<u>27.00</u>

Friday, September 11th, 2009

GL Code	Account #	Cost Ctr	Rcpt #	Mod	Pay Code	Txn Reference	User Name	DR Amt	CR Amt
1070	101.000.44230	HCC	18682	FR	1	1921	LU	0.00	50.00
1070	101.000.44230	HCC	18683	FR	1	1028	LU	0.00	50.00
								<u>0.00</u>	<u>100.00</u>

Monday, September 14th, 2009

GL Code	Account #	Cost Ctr	Rcpt #	Mod	Pay Code	Txn Reference	User Name	DR Amt	CR Amt
1070	101.000.44230	HCC	18696	FR	2		LU	0.00	50.00
								<u>0.00</u>	<u>50.00</u>

Wednesday, September 16th, 2009

GL Code	Account #	Cost Ctr	Rcpt #	Mod	Pay Code	Txn Reference	User Name	DR Amt	CR Amt
1070	101.000.44230	HCC	18736	FR	1	365	SA	0.00	50.00
								<u>0.00</u>	<u>50.00</u>

Thursday, September 17th, 2009

GL Code	Account #	Cost Ctr	Rcpt #	Mod	Pay Code	Txn Reference	User Name	DR Amt	CR Amt
1070	101.000.44230	HCC	18747	FR	1	3033	LU	0.00	50.00
1070	101.000.44230	HCC	18748	FR	2		LU	0.00	50.00
1070	101.000.44230	HCC	18751	FR	1		SA	0.00	1,783.94
								<u>0.00</u>	<u>1,883.94</u>

Monday, September 21st, 2009

GL Code	Account #	Cost Ctr	Rcpt #	Mod	Pay Code	Txn Reference	User Name	DR Amt	CR Amt
1070	101.000.44230	HCC	18794	FR	1	1015	SA	0.00	50.00
1070	101.000.44230	HCC	18794	FR	1	1015	SA	0.00	50.00
1070	101.000.44230	HCC	18794	FR	1	1015	SA	0.00	50.00
1070	101.000.44230	HCC	18794	FR	1	1015	SA	0.00	50.00
1070	101.000.44230	HCC	18794	FR	1	1015	SA	0.00	50.00
								<u>0.00</u>	<u>250.00</u>

Thursday, September 24th, 2009

GL Code	Account #	Cost Ctr	Rcpt #	Mod	Pay Code	Txn Reference	User Name	DR Amt	CR Amt
1070	101.000.44230	HCC	18841	FR	2		LU	0.00	50.00

RecTrac
GL Summary

Thursday, September 24th, 2009

GL Code	Account #	Cost Ctr	Rcpt #	Mod	Pay Code	Txn Reference	User Name	DR Amt	CR Amt
1070	101.000.44230	HCC	18845	FR	2		LU	50.00	0.00
								<u>50.00</u>	<u>50.00</u>

Friday, September 25th, 2009

GL Code	Account #	Cost Ctr	Rcpt #	Mod	Pay Code	Txn Reference	User Name	DR Amt	CR Amt
1070	101.000.44230	HCC	18861	FR	3		SA	0.00	50.00
								<u>0.00</u>	<u>50.00</u>

Saturday, September 26th, 2009

GL Code	Account #	Cost Ctr	Rcpt #	Mod	Pay Code	Txn Reference	User Name	DR Amt	CR Amt
1070	101.000.44230	HCC	18869	FR	2		BR	0.00	6.00
								<u>0.00</u>	<u>6.00</u>

Monday, September 28th, 2009

GL Code	Account #	Cost Ctr	Rcpt #	Mod	Pay Code	Txn Reference	User Name	DR Amt	CR Amt
1070	101.000.44230	HCC	18874	FR	1	11295	LU	0.00	45.00
1070	101.000.44230	HCC	18874	FR	1	11295	LU	0.00	45.00
1070	101.000.44230	HCC	18874	FR	1	11295	LU	0.00	45.00
								<u>0.00</u>	<u>135.00</u>

Wednesday, October 7th, 2009

GL Code	Account #	Cost Ctr	Rcpt #	Mod	Pay Code	Txn Reference	User Name	DR Amt	CR Amt
1070	101.000.44230	HCC	19047	FR	1	6003	SA	0.00	50.00
								<u>0.00</u>	<u>50.00</u>

Tuesday, October 20th, 2009

GL Code	Account #	Cost Ctr	Rcpt #	Mod	Pay Code	Txn Reference	User Name	DR Amt	CR Amt
1070	101.000.44230	HCC	19207	FR	1	5103	AD	0.00	150.00
1070	101.000.44230	HCC	19207	FR	1	5103	AD	0.00	150.00
1070	101.000.44230	HCC	19207	FR	1	5103	AD	0.00	150.00
1070	101.000.44230	HCC	19207	FR	1	5103	AD	0.00	150.00
								<u>0.00</u>	<u>600.00</u>

Wednesday, October 21st, 2009

GL Code	Account #	Cost Ctr	Rcpt #	Mod	Pay Code	Txn Reference	User Name	DR Amt	CR Amt
1070	101.000.44230	HCC	19215	FR	1	1010	SA	0.00	50.00

RecTrac
GL Summary

Wednesday, October 21st, 2009

GL Code	Account #	Cost Ctr	Rcpt #	Mod	Pay Code	Txn Reference	User Name	DR Amt	CR Amt
1070	101.000.44230	HCC	19219	FR	4		LU	0.00	50.00
1070	101.000.44230	HCC	19219	FR	4		LU	0.00	40.00
								<u>0.00</u>	<u>140.00</u>

Saturday, October 24th, 2009

GL Code	Account #	Cost Ctr	Rcpt #	Mod	Pay Code	Txn Reference	User Name	DR Amt	CR Amt
1070	101.000.44230	HCC	19257	FR	2		BR	0.00	17.00
1070	101.000.44230	HCC	19257	FR	2		BR	0.00	13.00
								<u>0.00</u>	<u>30.00</u>

Saturday, October 31st, 2009

GL Code	Account #	Cost Ctr	Rcpt #	Mod	Pay Code	Txn Reference	User Name	DR Amt	CR Amt
1070	101.000.44230	HCC	19470	FR	2		AD	0.00	13.00
1070	101.000.44230	HCC	19470	FR	2		AD	0.00	17.00
								<u>0.00</u>	<u>30.00</u>

Monday, November 2nd, 2009

GL Code	Account #	Cost Ctr	Rcpt #	Mod	Pay Code	Txn Reference	User Name	DR Amt	CR Amt
1070	101.000.44230	HCC	19477	FR	1	568	SA	0.00	3,550.00
								<u>0.00</u>	<u>3,550.00</u>

Saturday, November 7th, 2009

GL Code	Account #	Cost Ctr	Rcpt #	Mod	Pay Code	Txn Reference	User Name	DR Amt	CR Amt
1070	101.000.44230	HCC	19706	FR	2		BR	0.00	17.00
1070	101.000.44230	HCC	19706	FR	2		BR	0.00	13.00
								<u>0.00</u>	<u>30.00</u>

Monday, November 9th, 2009

GL Code	Account #	Cost Ctr	Rcpt #	Mod	Pay Code	Txn Reference	User Name	DR Amt	CR Amt
1070	101.000.44230	HCC	19725	FR	3		BR	0.00	50.00
								<u>0.00</u>	<u>50.00</u>

Saturday, November 14th, 2009

GL Code	Account #	Cost Ctr	Rcpt #	Mod	Pay Code	Txn Reference	User Name	DR Amt	CR Amt
1070	101.000.44230	HCC	19818	FR	2		BR	0.00	17.00
1070	101.000.44230	HCC	19818	FR	2		BR	0.00	8.00

RecTrac
GL Summary

Saturday, November 14th, 2009

GL Code	Account #	Cost Ctr	Rcpt #	Mod	Pay Code	Txn Reference	User Name	DR Amt	CR Amt
								0.00	25.00

Monday, November 23rd, 2009

GL Code	Account #	Cost Ctr	Rcpt #	Mod	Pay Code	Txn Reference	User Name	DR Amt	CR Amt
1070	101.000.44230	HCC	19970	FR	4		LU	0.00	60.00
1070	101.000.44230	HCC	19970	FR	4		LU	0.00	50.00
								<u>0.00</u>	<u>110.00</u>

Saturday, November 28th, 2009

GL Code	Account #	Cost Ctr	Rcpt #	Mod	Pay Code	Txn Reference	User Name	DR Amt	CR Amt
1070	101.000.44230	HCC	20112	FR	2		BR	0.00	22.00
1070	101.000.44230	HCC	20112	FR	2		BR	0.00	13.00
								<u>0.00</u>	<u>35.00</u>

Report Grand Totals

200.00 19,921.76

Report Summary Totals

Long Description	DR Amt	CR Amt	Net Amt
Cash	50.00	1,429.25	1,379.25
Check	50.00	17,967.51	17,917.51
Mastercard	0.00	250.00	250.00
System - GL System Entr	100.00	0.00	-100.00
Visa	0.00	275.00	275.00
Long Description Total	200.00	19,921.76	19,721.76
Total Net Amount:	19,721.76		

101.000.44230		RENTAL COMM CTR							
Date	Src	Payin	Trans	Bno/seq	Project	Amount	Remark		
01-05-2009	REC	14683	R0900014	03058007		100.00	COMM CTR - MEMB, RENT, PRO		
01-05-2009	REC	14684	R0900017	03058008		30.00	COMM CTR - MEMB, RENT, PRO		
01-12-2009	REC	14715	R0900086	03060008		30.00	COMM CTR - RENT, PROG		
01-12-2009	REC	14716	R0900088	03060009		50.00	COMM CTR - RENT		
01-12-2009	REC	14722	R0900107	03060015		50.00	COMM CTR - MEMB, RENT, PRO		
01-20-2009	REC	14739	R0900150	03071007		30.00	COMM CTR - RENT		
01-20-2009	REC	14759	R0900207	03071027		45.00	COMM CTR - MEMB, RENT, PRO		
01-27-2009	REC	14766	R0900232	03075003		30.00	COMM CTR - MEMB, RENT, PROG		
01-27-2009	REC	14777	R0900264	03075014		75.00	COMM CTR - MEMB, RENT, PRO		
01-27-2009	REC	14788	R0900292	03075025		26.10	COMM CTR - MEMB, POOL MEMB		
02-02-2009	REC	14793	R0900308	03076002		60.00	COMM CTR - MEMB, POOL MEMB		
02-02-2009	REC	14794	R0900312	03076003		43.00	COMM CTR - POOL MEMB, PROG		
02-02-2009	REC	14809	R0900346	03076018		50.00	COMM CTR - MEMB, RENT, PRO		
02-02-2009	REC	14820	R0900361	03076023		50.00	COMM CTR - POOL MEMB, RENT		
02-02-2009	REC	14813	R0900372	03076025		600.00	SENIOR CTR - MEMB, CONC, P		
02-09-2009	REC	14827	R0900398	03082003		59.00	COMM CTR - MEMB, POOL MEMB		
02-09-2009	REC	14839	R0900423	03082015		50.00	COMM CTR - POOL MEMB, PROG		
02-09-2009	REC	14856	R0900475	03082032		50.00	COMM CTR - MEMB, POOL MEMB		
02-17-2009	REC	14872	R0900507	03091011		60.00	COMM CTR - POOL MEMB, PROG		
02-17-2009	REC	14879	R0900523	03091018		50.00	COMM CTR - MEMB, POOL MEMB		
02-17-2009	REC	14888	R0900541	03091027		50.00	COMM CTR - POOL MEMB, RENT		
02-24-2009	REC	14894	R0900564	03094002		50.00	COMM CTR - MEMB, RENT, PRO		
02-24-2009	REC	14900	R0900583	03094008		30.00	COMM CTR - MEMB, PROG, RENT		
02-24-2009	REC	14912	R0900624	03094020		75.00	COMM CTR - POOL MEMB, RENT		
02-24-2009	REC	14919	R0900655	03095004		600.00	SENIOR CTR - PROG, RENT		
02-24-2009	REC	14920	R0900657	03095005		37.50	COMM CTR - POOL MEMB, RENT		
03-04-2009	REC	14925	R0900673	03097003		100.00	COMM CTR - POOL MEMB, RENT		
03-04-2009	REC	14942	R0900718	03097020		45.00	COMM CTR - MEMB, POOL MEMB		
03-09-2009	REC	14951	R0900751	03098002		106.00	COMM CTR - MEMB, POOL MEMB		
03-09-2009	REC	14955	R0900766	03098006		25.00	COMM CTR - POOL MEMB, RENT		
03-09-2009	REC	14968	R0900806	03098019		50.00	COMM CTR - POOL MEMB, MEMB		
03-16-2009	REC	14981	R0900840	03100004		29.00	COMM CTR - POOL MEMB, PROG		
03-16-2009	REC	14980	R0900849	03100006		53.00	COMM CTR - POOL MEMB, RENT		
03-16-2009	REC	14986	R0900869	03100010		50.00	COMM CTR - MEMB, RENT, PRO		
03-16-2009	REC	14998	R0900902	03100022		50.00	COMM CTR - POOL MEMB, RENT		
03-30-2009	REC	15007	R0900925	03116001		50.00	COMM CTR - MEMB, RENT, PRO		
03-30-2009	REC	15020	R0900967	03116014		130.00	COMM CTR - MEMB, RENT, PRO		
03-30-2009	REC	15039	R0901050	03116033		180.00	COMM CTR - MEMB, PROG		
03-30-2009	REC	15040	R0901056	03116034		30.00	COMM CTR - RENT, PROG		
04-02-2009	REC	15050	R0901087	03117001		250.00	COMM CTR - MEMB, RENT, PRO		
04-02-2009	REC	15057	R0901114	03117008		150.00	COMM CTR - MEMB, PROG, REN		
04-02-2009	REC	15059	R0901123	03117010		50.00	COMM CTR - MEMB, RENT, PRO		
04-02-2009	REC	15064	R0901139	03117015		50.00	COMM CTR - MEMB, PROG, DON		
04-02-2009	REC	15071	R0901163	03117022		50.00	COMM CTR - MEMB, PROG, REN		
04-02-2009	REC	15075	R0901177	03117026		80.00	COMM CTR - MEMB, RENT, PRO		
04-02-2009	REC	15079	R0901196	03117030		750.00	SENIOR CTR - MEMB, PROG, C		
04-02-2009	REC	15080	R0901198	03117031		60.00	COMM CTR - POOL MEMB, PROG		
04-14-2009	REC	15084	R0901220	03128001		50.00	COMM CTR - MEMB, RENT, PRO		
04-14-2009	REC	15091	R0901239	03128008		100.00	COMM CTR - POOL MEMB, PROG		
04-14-2009	REC	15100	R0901268	03128017		9.00	COMM CTR - MEMB, RENT, PRO		
04-14-2009	REC	15106	R0901287	03128023		50.00	COMM CTR - POOL MEMB, PROG		

ATTORNEY GENERAL

101.000.44230		RENTAL COMM CTR			Project	Amount	Remark
Date	Src	Payin	Trans	Bno/seq			
04-14-2009	REC	15111	R0901308	03128028		30.00	COMM CTR - MEMB, RENT, PRO
04-20-2009	REC	15121	R0901347	03129005		31.00	COMM CTR - MEMB, PROG, REN
04-20-2009	REC	15128	R0901370	03129012		125.00	COMM CTR - RENT, PROG
04-20-2009	REC	15137	R0901404	03129021		50.00	COMM CTR - MEMB, PROG
04-20-2009	REC	15142	R0901417	03129026		50.00	COMM CTR - POOL MEMB, PROG
04-29-2009	REC	15146	R0901439	03131001		150.00	COMM CTR - MEMB, RENT, PRO
04-29-2009	REC	15147	R0901447	03131002		128.00	COMM CTR - MEMB, RENT, PRO
04-29-2009	REC	15149	R0901456	03131004		600.00	SENIOR CTR - MEMB, PROG, R
04-29-2009	REC	15154	R0901468	03131009		90.00	COMM CTR - MEMB, RENT, PRO
04-29-2009	REC	15168	R0901499	03131023		50.00	COMM CTR - MEMB, RENT, PRO
05-04-2009	REC	15182	R0901539	03132008		50.00	COMM CTR - MEMB, RENT, PRO
05-04-2009	REC	15183	R0901545	03132009		150.00	COMM CTR - MEMB, RENT, PRO
05-04-2009	REC	15187	R0901560	03132013		80.00	COMM CTR - MEMB, RENT, PRO
05-04-2009	REC	15202	R0901607	03132028		76.98	COMM CTR - POOL MEMB, RENT
05-14-2009	REC	15208	R0901625	03141001		100.00	COMM CTR - MEMB, RENT, PRO
05-14-2009	REC	15209	R0901631	03141002		80.00	COMM CTR - MEMB, RENT, PRO
05-14-2009	REC	15215	R0901647	03141008		100.00	COMM CTR - MEMB, RENT, PROG
05-14-2009	REC	15220	R0901661	03141013		25.00	COMM CTR - MEMB, RENT, PROG
05-14-2009	REC	15234	R0901706	03141027		75.00	COMM CTR - MEMB, PROG, REN
05-18-2009	REC	15243	R0901736	03142002		50.00	COMM CTR - PROG, MEMB, REN
05-18-2009	REC	15248	R0901756	03142007		175.00	COMM CTR - MEMB, PROG, REN
05-18-2009	REC	15251	R0901770	03142010		100.00	COMM CTR - MEMB, RENT, PRO
05-18-2009	REC	15268	R0901824	03142027		100.00	COMM CTR - MEMB, RENT, PROG
05-26-2009	REC	15272	R0901836	03145002		30.00	COMM CTR - POOL MEMB, PROG
05-26-2009	REC	15278	R0901864	03145008		25.00	COMM CTR - POOL MEMB, PROG
05-26-2009	REC	15279	R0901870	03145009		50.00	COMM CTR - POOL MEMB, PROG
05-26-2009	REC	15291	R0901907	03145021		150.00	COMM CTR - MEMB, RENT, PRO
06-01-2009	REC	15297	R0901930	03146002		50.00	COMM CTR - MEMB, PROG, REN
06-01-2009	REC	15298	R0901935	03146003		23.00	COMM CTR - POOL MEMB, RENT
06-01-2009	REC	15306	R0901965	03146011		750.00	SENIOR CTR - MEMB, PROG, R
06-01-2009	REC	15307	R0901968	03146012		56.45	COMM CTR - MEMB, RENT, PRO
06-01-2009	REC	15316	R0902010	03146021		75.00	COMM CTR - MEMB, RENT, PRO
06-18-2009	REC	15331	R0902044	03156003		50.00	COMM CTR - MEMB, RENT, PRO
06-18-2009	REC	15332	R0902051	03156004		75.00	COMM CTR - MEMB, RENT, PRO
06-18-2009	REC	15336	R0902076	03156008		50.00	COMM CTR - MEMB, RENT, PRO
06-18-2009	REC	15341	R0902100	03156015		80.00	COMM CTR - MEMB, PROG, RENT
06-18-2009	REC	15348	R0902119	03156020		50.00	COMM CTR - MEMB, RENT, PROG
06-18-2009	REC	15352	R0902133	03156024		50.00	COMM CTR - MEMB, RENT, PROG
06-18-2009	REC	15356	R0902149	03156028		50.00	COMM CTR - MEMB, RENT, PROG
06-18-2009	REC	15362	R0902173	03156034		150.00	COMM CTR - MEMB, RENT, PRO
06-18-2009	REC	15367	R0902193	03156039		50.00	COMM CTR - MEMB, RENT, PRO
06-25-2009	REC	15384	R0902271	03157001		50.00	COMM CTR - MEMB, RENT, PRO
06-25-2009	REC	15391	R0902296	03157008		30.00	COMM CTR - MEMB, RENT, PRO
06-25-2009	REC	15401	R0902329	03157018		50.00	COMM CTR - MEMB, RENT, PRO
06-30-2009	REC	15427	R0902413	03158010		29.00	COMM CTR - MEMB, RENT, PRO
06-30-2009	REC	15431	R0902424	03158014		50.00	COMM CTR - MEMB, PROG
07-09-2009	REC	15436	R0902447	03171001		150.00	COMM CTR - POOL MEMB, RENT
07-09-2009	REC	15441	R0902459	03171006		450.00	COMM CTR - MEMB, RENT, PRO
07-09-2009	REC	15447	R0902485	03171012		75.00	COMM CTR - MEMB, RENT, PRO
07-09-2009	REC	15450	R0902493	03171015		800.00	COMM CTR - MEMB, RENT, PRO
07-09-2009	REC	15451	R0902501	03171016		600.00	SENIOR CTR - MEMB, PROG, R
07-09-2009	REC	15465	R0902545	03171030		100.00	COMM CTR - MEMB, PROG, REN



101.000.44230		RENTAL COMM CTR					
Date	Src	Payin	Trans	Bno/seq	Project	Amount	Remark
07-16-2009	REC	15468	R0902559	03173001		150.00	COMM CTR - MEMB, RENT, PRO
07-16-2009	REC	15472	R0902581	03173005		32.00	COMM CTR - RENT, PROG
07-16-2009	REC	15478	R0902612	03173011		586.25	COMM CTR - MEMB, RENT, PRO
07-22-2009	REC	15507	R0902686	03174001		33.00	COMM CTR - PROG, RENT
07-22-2009	REC	15510	R0902693	03174004		6,264.14	COMM CTR - MEMB, RENT, PRO
07-22-2009	REC	15512	R0902699	03174006		100.00	COMM CTR - RENT, PROG
07-31-2009	REC	15531	R0902773	03175008		200.00	COMM CTR - MEMB, PROG
07-31-2009	REC	15537	R0902788	03175014		100.00	COMM CTR - RENT, PROG
07-31-2009	REC	15538	R0902792	03175015		23.00	COMM CTR - MEMB, RENT, PRO
07-31-2009	REC	15551	R0902822	03175028		30.00	COMM CTR - RENT, PROG
07-31-2009	REC	15554	R0902829	03175031		50.00	COMM CTR - RENT, PROG
08-07-2009	REC	15574	R0902888	03176007		100.00	COMM CTR - RENT, PROG
08-07-2009	REC	15585	R0902928	03176018		50.00	COMM CTR - MEMB, RENT, PRO
08-07-2009	REC	15592	R0902952	03176025		100.00	COMM CTR - RENT, PROG
08-13-2009	REC	15594	R0902964	03177001		33.00	COMM CTR - RENT
08-13-2009	REC	15600	R0902974	03177007		27.49	COMM CTR - RENT, PROG
08-13-2009	REC	15618	R0903021	03178001		50.00	COMM CTR - RENT, PROG
08-13-2009	REC	15619	R0903026	03178002		600.00	SENIOR CTR - MEMB, PROG, R
08-13-2009	REC	15625	R0903039	03178008		43.00	COMM CTR - MEMB, RENT, PROG
08-13-2009	REC	15631	R0903055	03178014		2,556.94	COMM CTR - MEMB, RENT
08-25-2009	REC	15645	R0903098	03186001		200.00	COMM CTR - RENT, PROG
08-25-2009	REC	15661	R0903143	03186017		200.00	COMM CTR - RENT, PROG
08-26-2009	REC	15672	R0903171	03187005		100.00	COMM CTR - RENT, PROG
08-26-2009	REC	15685	R0903202	03187018		150.00	COMM CTR - RENT, PROG
08-26-2009	REC	15686	R0903205	03187019		16.00	COMM CTR - MEMB, RENT, PRO
09-08-2009	REC	15713	R0903280	03191003		27.00	COMM CTR - RENT, PROG
09-08-2009	REC	15718	R0903304	03191008		750.00	SENIOR CTR - MEMB, PROG, R
09-15-2009	REC	15731	R0903341	03192001		100.00	COMM CTR - RENT, PROG
09-15-2009	REC	15738	R0903356	03192008		50.00	COMM CTR - RENT, PROG
09-15-2009	REC	15751	R0903388	03192021		50.00	COMM CTR - RENT, PROG, MIS
09-15-2009	REC	15759	R0903410	03192029		1,883.94	COMM CTR - RENT, PROG
09-15-2009	REC	15772	R0903444	03197010		250.00	COMM CTR - RENT, PROG
09-30-2009	REC	15791	R0903506	03208002		50.00	COMM CTR - MEMB, RENT, PRO
09-30-2009	REC	15792	R0903508	03208003		6.00	COMM CTR - RENT, PROG
09-30-2009	REC	15796	R0903522	03208007		135.00	COMM CTR - RENT, PROG
10-02-2009	REC	15826	R0903610	03209021		50.00	COMM CTR - RENT, PROG
10-20-2009	REC	15861	R0903717	03219011		600.00	COMM/SEN CTR - MEMB, CONC,
10-20-2009	REC	15863	R0903723	03219013		140.00	COMM/SEN CTR - MEMB, PROG,
10-20-2009	REC	15873	R0903753	03220002		30.00	COMM/SEN CTR - RENT
11-04-2009	REC	15898	R0903831	03221002		30.00	COMM/SEN CTR - RENT, PROG
11-04-2009	REC	15904	R0903843	03221008		3,550.00	COMM/SEN CTR - MEMB, PROG,
11-09-2009	REC	15920	R0903920	03222002		30.00	COMM/SEN CTR - RENT, PROG
11-09-2009	REC	15924	R0903931	03222006		50.00	COMM/SEN CTR - MEMB, RENT,
11-17-2009	REC	15946	R0903980	03230003		25.00	COMM/SEN CTR - RENT, PROG
11-30-2009	REC	15975	R0904057	03231004		110.00	COMM/SEN CTR - MEMB, RENT,
11-30-2009	REC	15985	R0904092	03231014		35.00	COMM/SEN CTR - RENT
12-01-2009	REC	15995	R0904119	03236004		600.00	COMM/SEN CTR - MEMB, RENT,
12-08-2009	REC	16011	R0904173	03237002		75.00	COMM/SEN CTR - MEMB, RENT,
12-08-2009	REC	16012	R0904176	03237003		35.00	COMM/SEN CTR - RENT, PROG
12-08-2009	REC	16023	R0904213	03237014		630.00	COMM/SEN CTR - MEMB, PROG
12-15-2009	REC	16035	R0904252	03249001		750.00	COMM/SEN CTR - MEMB, RENT,
12-15-2009	REC	16036	R0904256	03249002		30.00	COMM/SEN CTR - RENT

Reference wp 3304.02 GL Summary for detailed record of the transactions recorded in this workpaper.

Friday, July 17, 2009 5,526.36
 Monday, August 17, 2009 2,556.94
 Thursday, September 17, 2009 1,783.94
 Monday, November 4, 2009 3,550.00

 2009 YE Concession Adjustment (Estimate) 13,417.24

SD entered the 2009 YE Concession Adjustment into the Year End Revenue Report (CONCESSIONS tab) and analyzed the results ().

101.000.44230 RENTAL COMM CTR					Project	Amount	Remark
Date	Src	Payin	Trans	Bno/seq			
12-15-2009	REC	16039	R0904264	03249005		50.00	COMM/SEN CTR - MEMB, PROG,
12-31-2009	REC	16087	R0904417	03256012		600.00	COMM/SEN CTR - MEMB, RENT,

Account total 34,108.79

Grand Total 34,108.79

ATTORNEY WORK PRODUCT

RecTrac Cash Journal Report

Excerpt from the Rec-Trac Cash Journal report, account 101.000.44220 (CONCESSIONS COMM CTR) for the period 2010 through 2014. SD used this report to identify Durant Enterprises commissions paid to the City of Hilliard for 4th of July festivals (Highlighted in yellow).

Source: Kristan Turner
Title: Recreation Supervisor

Date	Time	Rcpt #	Drwr	Mod	D/C	Type	User	House/Other	Payment Reference	Amount
08/16/2011	12:04pm	41764	1	PSS	C	1	SA	City of Hilliard	1704 En Course Catering	3,387.18
08/23/2011	12:36pm	41833	1	PSS	C	1	SA	City of Hilliard	3000366810 American Bottling	246.24
09/14/2011	9:11am	42170	1	PSS	C	1	LU	Swank, Wendy	1707	1,378.88
09/15/2011	12:57pm	42200	1	PSS	C	1	CL	American Bottlin, American	3000376771	113.22
10/17/2011	9:23am	42651	1	PSS	C	1	LU	City of Hilliard		150.00
11/14/2011	3:19pm	43208	1	PSS	C	1	LU	Vending, Scioto	14435	17.71
11/21/2011	2:26pm	43290	1	PSS	C	1	LU	City of Hilliard	3000407631	138.69
12/15/2011	12:49pm	43598	1	PSS	C	1	SA	City of Hilliard	seven up bottling	7.08
01/17/2012	12:31pm	44309	1	PSS	C	1	SA	City of Hilliard	3000423945 American Bottling co.	55.20
01/23/2012	2:11pm	44453	1	PSS	C	2	SA	City of Hilliard		21.13
02/08/2012	1:21pm	45566	1	PSS	C	2	SA	City of Hilliard	scioto vending	18.43
02/08/2012	3:58pm	45578	1	PSS	C	1	SA	City of Hilliard	14849	18.43
02/21/2012	10:37am	46112	1	PSS	C	1	SA	City of Hilliard	30004355782	0.10
02/21/2012	2:06pm	46044	1	PSS	C	1	SA	City of Hilliard	3000435782 american bottling	21.14
03/07/2012	3:33pm	47143	1	PSS	C	2	BC	City of Hilliard		65.58
03/07/2012	3:56pm	47148	1	PSS	C	2	BC	City of Hilliard		25.57
03/14/2012	8:29am	47833	1	PSS	C	2	LH	City of Hilliard		10.00
03/16/2012	3:10pm	48705	1	PSS	C	2	LH	City of Hilliard		8.00
03/20/2012	3:35pm	49048	1	PSS	C	2	LH	City of Hilliard		5.00
03/22/2012	12:27pm	49138	1	PSS	C	1	SA	City of Hilliard	3000449512	53.79
03/30/2012	9:43am	49300	1	PSS	C	2	LH	City of Hilliard		11.00
04/03/2012	1:33pm	49389	1	PSS	C	2	LH	City of Hilliard		7.00
04/10/2012	8:48am	49538	1	PSS	C	2	LH	City of Hilliard		2.00
04/10/2012	3:33pm	49566	1	PSS	C	2	LH	City of Hilliard		8.00
04/12/2012	2:57pm	49636	1	PSS	C	2	KF	City of Hilliard		2.25
04/13/2012	3:41pm	49667	1	PSS	C	2	LH	City of Hilliard		1.00
04/17/2012	12:46pm	49742	1	PSS	C	1	SA	City of Hilliard	3000456238 American bottling	48.12
04/17/2012	1:59pm	49746	1	PSS	C	2	LH	City of Hilliard		5.00
04/20/2012	3:29pm	49837	1	PSS	C	2	LH	City of Hilliard		2.50
04/27/2012	2:00pm	50039	1	PSS	C	2	LH	City of Hilliard		3.50
05/02/2012	9:53am	50136	1	PSS	C	2	LH	City of Hilliard		4.50
05/04/2012	3:15pm	50204	1	PSS	C	2	LH	City of Hilliard		4.00
05/11/2012	3:34pm	50399	1	PSS	C	2	LH	City of Hilliard		3.00
05/14/2012	4:59pm	50449	1	PSS	C	1	SA	City of Hilliard	15317 Scioto Vending	19.56
05/14/2012	5:07pm	50450	1	PSS	C	1	SA	City of Hilliard	3000467723 American Bottling	7.08
05/24/2012	3:26pm	50948	1	PSS	C	2	KF	City of Hilliard		2.21
06/13/2012	1:08pm	52001	1	PSS	C	2	SN	City of Hilliard		7.00
06/14/2012	11:26am	52038	1	PSS	C	2	SN	City of Hilliard		11.00
06/19/2012	9:53am	52175	1	PSS	C	1	SA	City of Hilliard	american bottling co	230.67
06/21/2012	3:05pm	52294	1	PSS	C	2	KF	City of Hilliard		2.00
06/29/2012	11:20am	52622	1	PSS	C	1	SA	City of Hilliard	Cardinal Vending	367.56
06/29/2012	11:27am	52624	1	PSS	C	1	SA	City of Hilliard	8194	177.48
07/06/2012	10:22am	52721	1	PSS	C	1	SA	City of Hilliard	money gram Beth Garrett	130.00
07/06/2012	11:12am	52724	1	PSS	C	1	SA	City of Hilliard	6951 Durant Enterprises	1,623.00
07/09/2012	7:34pm	52790	1	PSS	C	1	ES	City of Hilliard	2996	20.00
07/23/2012	10:06am	53031	1	PSS	C	1	CL	City of Hilliard	3000491385	212.25
07/23/2012	10:07am	53032	1	PSS	C	1	CL	City of Hilliard	8253	64.45
07/23/2012	10:08am	53033	1	PSS	C	1	CL	City of Hilliard	8226	499.86
07/23/2012	10:10am	53034	1	PSS	C	1	CL	City of Hilliard	8227	1,078.36
07/23/2012	4:32pm	53051	1	PSS	C	2	KF	City of Hilliard		3.25
08/06/2012	10:06am	53236	1	PSS	C	2	SA	City of Hilliard		3.00
08/10/2012	12:21pm	53313	1	PSS	C	1	SA	City of Hilliard		25.03
08/14/2012	10:21am	53395	1	PSS	C	1	SA	City of Hilliard	cardinal vending 8290	6.00

GL Summary
from Rec-Trac
unavailable

Cash Journal Report

Date	Time	Rcpt #	Drwr	Mod	D/C	Type	User	House/Other	Payment Reference	Amount
08/14/2012	2:46pm	53377	1	PSS	C	1	SA	City of Hilliard	cardinal vending 8290	302.52
08/14/2012	2:52pm	53378	1	PSS	C	1	SA	City of Hilliard	cardinal 8289	21.60
08/14/2012	3:02pm	53379	1	PSS	C	1	SA	City of Hilliard	Cardinal Vending 8291	1,020.58
08/20/2012	10:24am	53459	1	PSS	C	1	BR	City of Hilliard	3000500087	260.37
09/17/2012	3:29pm	53848	1	PSS	C	1	CL	City of Hilliard	3000510367	230.67
09/18/2012	8:36am	53861	1	PSS	C	1	AD	City of Hilliard	8363	445.44
09/18/2012	8:38am	53862	1	PSS	C	1	AD	City of Hilliard	Cardinal Vending 8385	217.26
09/24/2012	10:04am	53985	1	PSS	C	1	BR	City of Hilliard	Cardinal Vending 1045	1,252.83
09/24/2012	3:47pm	54004	1	PSS	C	2	SA	City of Hilliard		2.00
09/29/2012	11:06am	54120	1	PSS	C	2	KF	City of Hilliard		0.50
10/18/2012	12:32pm	54461	1	PSS	C	1	SA	City of Hilliard	American Bottling Co 3000521202	168.39
10/26/2012	3:38pm	54585	1	PSS	C	1	BC	City of Hilliard	8448	22.14
10/26/2012	3:40pm	54586	1	PSS	C	1	BC	City of Hilliard	8450	51.56
10/26/2012	3:41pm	54587	1	PSS	C	1	BC	City of Hilliard	8449	44.82
11/05/2012	9:23am	54682	1	PSS	C	1	SA	City of Hilliard	scioto vending 16071	19.92
11/16/2012	12:45pm	54918	1	PSS	C	1	SA	City of Hilliard	American Bottling 3000531673	118.89
01/22/2013	12:23pm	56279	1	PSS	C	1	SA	City of Hilliard	3000553033	25.47
02/26/2013	2:22pm	57967	1	PSS	C	1	AW	City of Hilliard	3000560900	94.83
02/27/2013	2:24pm	58033	1	PSS	C	2	PB	City of Hilliard		5.30
03/22/2013	12:19pm	60507	1	PSS	C	1	SA	City of Hilliard	3000573525 American Bottling	14.16
05/16/2013	1:49pm	62048	1	PSS	C	2	JW	City of Hilliard		31.22
06/10/2013	3:41pm	63323	1	PSS	C	1	SA	City of Hilliard	3000589918	551.94
06/26/2013	2:07pm	64001	1	PSS	C	1	SA	City of Hilliard	7868	7.92
06/26/2013	2:10pm	64002	1	PSS	C	1	SA	City of Hilliard	cardinal vending W Pool 7869	187.38
06/26/2013	2:11pm	64003	1	PSS	C	1	SA	City of Hilliard	cardinal vending rec center 7870 cardinal vending	15.30
06/27/2013	3:40pm	64035	1	PSS	C	2	JW	City of Hilliard		5.35
07/05/2013	11:25am	64181	1	PSS	C	1	SA	Enterprises, Durant	7695 July 4, 2013	5,026.50
07/09/2013	12:59pm	64247	1	PSS	C	1	JW	City of Hilliard	188	25.00
07/09/2013	1:00pm	64248	1	PSS	C	1	JW	City of Hilliard	1043	160.00
07/18/2013	12:35pm	64468	1	PSS	C	2	SA	Nail, Scott	west,east,rec center 7908,7907,7909	1,137.78
07/18/2013	12:35pm	64468	1	PSS	C	2	SA	Nail, Scott	west,east,rec center 7908,7907,7909	408.06
07/18/2013	12:35pm	64468	1	PSS	C	2	SA	Nail, Scott	west,east,rec center 7908,7907,7909	38.16
07/18/2013	2:13pm	64474	1	PSS	C	1	BR	Nail, Scott	7908 West Pool	1,137.78
07/18/2013	2:15pm	64475	1	PSS	C	1	BR	Nail, Scott	7907 East Pool	408.06
07/18/2013	2:16pm	64476	1	PSS	C	1	BR	Nail, Scott	7909 Community Center	38.16
07/22/2013	1:18pm	64539	1	PSS	C	3	SA	Sursi, Peter		50.00
07/31/2013	11:46am	64709	1	PSS	C	1	JW	City of Hilliard	1079	2,422.36
08/16/2013	1:27pm	65113	1	PSS	C	1	CL	City of Hilliard	7960	12.42
08/16/2013	1:27pm	65114	1	PSS	C	1	CL	City of Hilliard	7959	655.56
08/16/2013	1:31pm	65116	1	PSS	C	1	CL	City of Hilliard	7958	222.66
09/17/2013	9:25am	65778	1	PSS	C	1	SA	Nail, Scott	1093	1,795.77
09/26/2013	3:01pm	65971	1	PSS	C	1	SA	Nail, Scott	8030 Rec Center	8.46

Cash Journal Report

Date	Time	Rcpt #	Drwr	Mod	D/C	Type	User	House/Other	Payment Reference	Amount
09/26/2013	3:06pm	65972	1	PSS	C	1	SA	Nail, Scott	8028 East Pool	182.52
09/26/2013	3:26pm	65974	1	PSS	C	1	SA	Nail, Scott	8029 West Pool	407.34
10/16/2013	1:48pm	66387	1	PSS	C	1	SA	Nail, Scott	8072 east pool	39.96
10/16/2013	1:51pm	66388	1	PSS	C	1	SA	Nail, Scott	8074 rec center	20.34
10/16/2013	1:54pm	66389	1	PSS	C	1	SA	Nail, Scott	8073 west pool	86.58
11/19/2013	10:44am	67126	1	PSS	C	1	SA	Nail, Scott	8122	11.52
12/18/2013	4:16pm	67630	1	PSS	C	2	NV	City of Hilliard		4.00
01/02/2014	9:21am	67710	1	PSS	C	1	SA	City of Hilliard	8172 cardinal vend	16.20
01/27/2014	10:11am	68612	1	PSS	C	1	SA	Nail, Scott	8237 cardinal vending	20.52
03/12/2014	10:41am	71280	1	PSS	C	1	SA	Narahari, Madhukar	165 Municipal Ballfields	275.00
03/18/2014	4:01pm	72466	1	PSS	C	1	CL	City of Hilliard	8289	16.02
05/14/2014	3:17pm	74178	1	PSS	C	2	NV	City of Hilliard		20.50
07/07/2014	2:54pm	76198	1	PSS	C	1	SA	Garrett, Beth	0002 4th of July	165.00
07/07/2014	3:14pm	76200	1	PSS	C	1	SA	Tahiraj, Zamira	254 4th of July	30.00
07/07/2014	3:19pm	76201	1	PSS	C	1	SA	Enterprises, Durant	8498 4th of July	6,791.20
08/04/2014	11:43am	76739	1	PSS	C	1	SA	Nail, Scott	13-39/420	3,791.39
10/15/2014	1:56pm	78097	1	PSS	C	2	NJ	City of Hilliard		19.50
10/23/2014	11:53am	78248	1	PSS	C	1	SA	Nail, Scott	8560 East pool	691.37
10/23/2014	12:08pm	78249	1	PSS	C	1	SA	Nail, Scott	8561 Hilliard Pool West	2,610.33
10/24/2014	11:25am	78272	1	PSS	C	1	SA	Nail, Scott	8562 Rec Center	46.78
10/28/2014	3:52pm	78333	1	PSS	C	2	NJ	City of Hilliard		18.00
12/17/2014	4:08pm	79177	1	PSS	C	2	KF	City of Hilliard		10.47
05/27/2015	3:03pm	86744	1	PSS	C	2	JW	City of Hilliard		6.00
08/03/2015	10:39am	88987	1	PSS	C	1	DJ	Dew, Kari	1231 Cardinal Concessions	0.86
08/03/2015	4:32pm	88978	1	PSS	C	1	GD	City of Hilliard	1231	3,682.00
02/24/2016	1:25pm	97893	1	PSS	C	4	GD	Dew, Kari		0.03
09/12/2016	4:00pm	188149	1	PSS	C	1	ACB	ZZZHousehold, Internal R	1317	3,863.48
10/07/2016	9:39am	189377	1	PSS	C	1	ACB	ZZZHousehold, Internal R	1330	4,352.65

Payment Type	Totals Description	Total Debit Cnt	Total Debit Amt	Total Credit Cnt	Total Credit Amt	Net Amount
Check	Check	0.00	0.00	127.00	74,259.11	74,259.11
Cash	Cash	1.00	60.87	45.00	4,813.63	4,752.76
Credit Card	Visa	0.00	0.00	1.00	50.00	50.00
Credit Card	MC	0.00	0.00	1.00	0.03	0.03
Grand Totals		1.00	60.87	174.00	79,122.77	79,061.90

RecTrac
GL Summary

Friday, July 5th, 2013

GL Code	Account #	Cost Ctr	Rcpt #	Mod	Pay Code	Txn Reference	User Name	DR Amt	CR Amt
1050	101.000.44220	HCC	64181	PSS	1	7695	SA	0.00	5,026.50
								0.00	5,026.50
Report Grand Totals								0.00	5,026.50

Excerpt of the GL Summary reports for account 101.000.44220 (CONCESSIONS COMM CTR) for each Durant Enterprise commission paid to the City of Hilliard for 2012 through 2014. SD tied the Durant commission transactions (highlighted in yellow) to the Rec-Trac Cash Journal report and the total to the Detailed Revenue Transactions report.

Source: Geoff Dews
 Title: Recreation Supervisor

Report Summary Totals

Long Description	DR Amt	CR Amt	Net Amt
Check	0.00	5,026.50	5,026.50
Long Description Total	0.00	5,026.50	5,026.50
Total Net Amount:	5,026.50		

RecTrac
GL Summary

Monday, July 7th, 2014

GL Code	Account #	Cost Ctr	Rcpt #	Mod	Pay Code	Txn Reference	User Name	DR Amt	CR Amt
1050	101.000.44220	HCC	76198	PSS	1	0002	SA	0.00	165.00
1050	101.000.44220	HCC	76200	PSS	1	254	SA	0.00	30.00
1050	101.000.44220	HCC	76201	PSS	1	8498	SA	0.00	6,791.20
								0.00	6,986.20
Report Grand Totals								0.00	6,986.20

Report Summary Totals

Long Description	DR Amt	CR Amt	Net Amt
Check	0.00	6,986.20	6,986.20
Long Description Total	0.00	6,986.20	6,986.20
Total Net Amount:	6,986.20		

101.000.44220		CONCESSIONS COMM CTR			Project	Amount	Remark
Date	Src	Payin	Trans	Bno/seq			
01-03-2012	REC	18501	R1200118	03695027		60.87	COMM/SEN CTR - MEMB, PROG
01-18-2012	REC	18518	R1200195	03714009		55.20	COMM/SEN CTR - MEMB, PROG
01-18-2012	REC	18542	R1200273	03715012		21.13	COMM/SEN CTR - MEMB, PROG
02-07-2012	REC	18592	R1200490	03718014		18.43	COMM/SEN CTR - MEMB, PROG
02-21-2012	REC	18629	R1200644	03734003		21.24	COMM/SEN CTR - MEMB, PROG
03-02-2012	REC	18683	R1200860	03738027		91.15	COMM/SEN CTR - MEMB, PROG
03-14-2012	REC	18708	R1200966	03748022		10.00	COMM/SEN CTR - MEMB, PROG
03-26-2012	REC	18714	R1201008	03751006		8.00	COMM/SEN CTR - MEMB, PROG
03-26-2012	REC	18718	R1201028	03751010		5.00	COMM/SEN CTR - MEMB, PROG
03-26-2012	REC	18730	R1201086	03751022		53.79	COMM/SEN CTR - MEMB, PROG
04-02-2012	REC	18759	R1201200	03754002		11.00	COMM/SEN CTR - MEMB, PROG
04-02-2012	REC	18767	R1201231	03754010		7.00	COMM/SEN CTR - MEMB, PROG
04-09-2012	REC	18783	R1201323	03755011		10.00	COMM/SEN CTR - MEMB, PROG
04-09-2012	REC	18792	R1201368	03755020		2.25	COMM/SEN CTR - MEMB, PROG
04-17-2012	REC	18796	R1201379	03765001		1.00	COMM/SEN CTR - MEMB, PROG
04-17-2012	REC	18805	R1201435	03765010		53.12	COMM/SEN CTR - MEMB, PROG
04-23-2012	REC	18816	R1201496	03766003		2.50	COMM/SEN CTR - MEMB, PROG
04-23-2012	REC	18836	R1201583	03766023		3.50	COMM/SEN CTR - MEMB, PROG
05-01-2012	REC	18851	R1201634	03768012		4.50	COMM/SEN CTR - MEMB, PROG
05-09-2012	REC	18855	R1201664	03769001		4.00	COMM/SEN CTR - MEMB, PROG
05-14-2012	REC	18886	R1201771	03779001		3.00	COMM/SEN CTR - MEMB, PROG
05-14-2012	REC	18889	R1201786	03779004		26.64	COMM/SEN CTR - MEMB, PROG
05-22-2012	REC	18937	R1201995	03780033		2.21	COMM/SEN CTR - MEMB, PROG
06-25-2012	REC	18997	R1202303	03793014		7.00	COMM/SEN CTR - MEMB, PROG
06-25-2012	REC	18998	R1202314	03793015		11.00	COMM/SEN CTR - MEMB, PROG
06-25-2012	REC	19009	R1202364	03793026		230.67	COMM/SEN CTR - MEMB, PROG
06-25-2012	REC	19018	R1202408	03793035		2.00	COMM/SEN CTR - MEMB, PROG
07-09-2012	REC	19058	R1202576	03796002		545.04	COMM/SEN CTR - MEMB, PROG
07-09-2012	REC	19076	R1202642	03796020		1,753.00	COMM/SEN CTR - MEMB, PROG
07-16-2012	REC	19080	R1202668	03808001		20.00	COMM/SEN CTR - MEMB, PROG
07-24-2012	REC	19128	R1202910	03811025		1,858.17	COMM/SEN CTR - MEMB, PROG
08-02-2012	REC	19172	R1203092	03813016		3.00	COMM/SEN CTR - MEMB, PROG
08-17-2012	REC	19192	R1203163	03827012		25.03	COMM/SEN CTR - MEMB, PROG
08-17-2012	REC	19197	R1203188	03827017		1,350.70	COMM/SEN CTR - MEMB, PROG
08-22-2012	REC	19220	R1203255	03829004		260.37	COMM/SEN CTR - MEMB, PROG
09-18-2012	REC	19303	R1203536	03845011		230.67	COMM/SEN CTR - MEMB, PROG
09-18-2012	REC	19309	R1203554	03845017		662.70	COMM/SEN CTR - MEMB, PROG
09-25-2012	REC	19328	R1203609	03856001		1,254.83	COMM/SEN CTR - MEMB, PROG
10-02-2012	REC	19346	R1203671	03863001		0.50	COMM/SEN CTR - MEMB, PROG
10-15-2012	REC	19399	R1203901	03867020		168.39	COMM/SEN CTR - MEMB, PROG
10-31-2012	REC	19424	R1203973	03895001		118.52	COMM/SEN CTR - MEMB, PROG
11-02-2012	REC	19448	R1204054	03900013		19.92	COMM/SEN CTR - MEMB, PROG
11-27-2012	REC	19479	R1204181	03921001		118.89	COMM/SEN CTR - MEMB, PROG

Account total 9,115.93

Grand Total 9,115.93

Excerpt from detailed Revenue Transactions report for account 101.000.44220 (CONCESSIONS - COMM CTR). SD traced the batch transaction entries (highlighted in yellow) which included the Durant Enterprise commission payments to the City of Hilliard to the Rec-Trac GL Summary Detail report (and to the Rec-Trac Cash Journal Report .

Source: Karrie Martin
Title: Fiscal Officer

NOTE: Rec-Trac GL summary unavailable due to system limits. Receipts forwarded to the Finance Department for entry into CMI are batched. The variance of \$123.00 is likely due to the amount being recorded in another account.

101.000.44220		CONCESSIONS COMM CTR						
Date	Src	Payin	Trans	Bno/seq	Project	Amount	Remark	
01-07-2013	REC	19657	R1300242	03963066		25.47	COMM/SR CNTR - MEMBERSHIP	
02-26-2013	REC	19759	R1300687	04018013		94.83	COMM/SR CNTR - MEMBERSHIPS	
02-26-2013	REC	19763	R1300707	04018017		5.30	COMM/SR CNTR - PROGRAMS &	
03-25-2013	REC	19843	R1301058	04042003		14.16	COMM/SR CNTR - MEMBERSHIPS	
05-13-2013	REC	20010	R1301904	04073026		31.22	COMM/SR CNTR - MEMBERSHIPS	
06-11-2013	REC	20102	R1302281	04101011		551.94	COMM/SR CNTR - MEMBERSHIP	
06-25-2013	REC	2259.57	R1302597	04117026		210.60	COMM/SR CENTER - MEMB & PR	
06-25-2013	REC	20192	R1302630	04117036		5.35	COMM/SR CENTER - MEMB & PR	
07-10-2013	REC	20218	R1302727	04119001		5,026.50	COMM/SR CENTER - MEMB & PR	
07-10-2013	REC	20233	R1302787	04119014		185.00	COMM/SR CENTER - MEMB & PR	
07-16-2013	REC	20269	R1302971	04134024		3,168.00	COMM/SR CENTER - MEMB & PR	
07-16-2013	REC	20269	R1302972	04134024		-1,584.00	COMM/SR CENTER - MEMB & PR	
07-24-2013	REC	20284	R1303026	04138009		50.00	COMM/SR CENTER - MEMB & PR	
08-05-2013	REC	20319	R1303189	04140002		2,422.36	COMM/SR CENTER - MEMB & PR	
08-19-2013	REC	20392	R1303457	04159005		890.64	COMM/SR CENTER - MEMB & PR	
09-18-2013	REC	20481	R1303799	04186011		1,795.77	COMM/SR CENTER - MEMB & PR	
09-24-2013	REC	20514	R1303926	04190020		598.32	COMM/SR CENTER - MEMB & PR	
10-17-2013	REC	20581	R1304173	04216012		146.88	COMM/SR CENTER - MEMB/CONC	
11-19-2013	REC	20683	R1304595	04244014		11.52	COMM/SR CENTER - MEMB & PR	
12-19-2013	REC	20773	R1304907	04274016		4.00	COMM/SR CENTER - MEMB & PR	

Account total 13,653.86

Grand Total 13,653.86

ATTORNEY WORK PRODUCT

2013

101.000.44220		CONCESSIONS COMM CTR						
Date	Src	Payin	Trans	Bno/seq	Project	Amount	Remark	
01-06-2014	REC	20818	R1400027	04285008		16.20	COMM/SR CENTER - MEMB & PR	
01-27-2014	REC	20898	R1400318	04308010		20.52	COMM/SR CENTER - MEMB & PR	
03-10-2014	REC	21040	R1400921	04362013		275.00	COMM SR/MEMB & PROGRAMS	
03-17-2014	REC	21062	R1401024	04377013		16.02	COMM/SR CENTER MEMB & PROG	
05-12-2014	REC	21217	R1401828	04427010		20.50	COMM/SR CENTER - MEMB & PR	
07-08-2014	REC	21395	R1402692	04494006		6,986.20	COMM/SR CENTER - MEMB & PR	
08-04-2014	REC	21502	R1403120	04532013		3,791.39	COMM/SR CENTER - MEMB & PR	
10-15-2014	REC	21713	R1404501	04777013		19.50	COMM/SR CENTER - MEMB & PR	
10-24-2014	REC	21740	R1404652	04797027		3,301.70	COMM/SR CENTER - MEMB & PR	
10-31-2014	REC	21742	R1404690	04816002		46.78	COMM/SR CENTER - MEMB & PR	
10-31-2014	REC	21748	R1404735	04816008		18.00	COMM/SR CENTER - MEMB & PR	
12-19-2014	REC	21878	R1405548	04970016		10.47	COMM/SR CENTER - MEMB & PR	
Account total						<u>14,522.28</u>		
Grand Total						<u>14,522.28</u>		

2014

ATTORNEY WORK PRODUCT

Cash Journal Report

Date	Time	Rcpt #	Drwr	Mod	D/C	Type	User	House/Other	Payment Reference	Amount
06/05/2015	2:17pm	87275	1	PSS	C	2	CH1	Brill, David	<div style="border: 1px solid red; padding: 5px;"> Rec-Trac Cash Journal report, account 101.000.44900 (MISC. COMM CTR) for the period 2010 through 2018. SD used this report to identify Durant Enterprises commissions paid to the City of Hilliard for 4th of July festivals (Highlighted in yellow beginning on p18). Source: Kristan Turner Title: Recreation Supervisor </div>	0
06/05/2015	2:42pm	87281	1	PSS	C	2	KT	Cullinan, Wen		0
06/05/2015	2:49pm	87285	1	PSS	C	2	FS	Vroom, Craig		0
06/06/2015	11:34am	87314	1	PSS	C	4	AB	Russell, John		0
06/06/2015	11:43am	87316	1	PSS	C	2	AB	Atkins, Nicole		0
06/06/2015	1:10pm	87323	1	PSS	C	3	LR	Nydegger, Lor		0
06/07/2015	11:41am	87330	1	PSS	C	2	FS	City of Hilliard		0
06/07/2015	12:21pm	87335	1	PSS	C	4	VG	City of Hilliard		5.00
06/07/2015	1:03pm	87342	1	PSS	C	3	VG	City of Hilliard		5.00
06/07/2015	1:23pm	87345	1	PSS	C	4	FS	Tompkins, Kelly		20.00
06/07/2015	1:23pm	87346	1	PSS	C	2	KF	Crosbie, Shawn	15.00	
06/07/2015	1:28pm	87348	1	PSS	C	3	FS	City of Hilliard	30.00	
06/07/2015	1:29pm	87349	1	PSS	C	3	KF	Morgan, Robert	30.00	
06/07/2015	2:45pm	87352	1	PSS	C	6	VG	Hoying, Andrew	25.00	
06/07/2015	3:03pm	87357	1	PSS	C	2	FS	City of Hilliard	5.00	
06/07/2015	4:17pm	87365	1	PSS	C	2	FS	City of Hilliard	5.00	
06/08/2015	1:27pm	87461	1	PSS	C	3	JW	City of Hilliard	5.00	
06/09/2015	4:34pm	87547	1	PSS	C	2	FS	City of Hilliard	5.00	
06/10/2015	11:30am	87580	1	PSS	C	2	SA	City of Hilliard	1.00	
06/10/2015	12:25pm	87587	1	PSS	C	4	CH1	City of Hilliard	5.00	
06/10/2015	12:25pm	87587	1	PSS	C	4	CH1	City of Hilliard	1.00	
06/10/2015	12:31pm	87589	1	PSS	C	2	KT	Ridgley, Jenny	5.00	
06/10/2015	12:56pm	87595	1	PSS	C	3	KT	DeMatteo, Mechele	15.00	
06/10/2015	1:02pm	87598	1	PSS	C	2	CH1	City of Hilliard	5.00	
06/10/2015	1:30pm	87607	1	PSS	C	3	SA	City of Hilliard	5.00	
06/10/2015	2:42pm	87619	1	PSS	C	3	CH1	City of Hilliard	5.00	
06/11/2015	9:34am	87647	1	PSI	C	2	TP	Barnes, Olivia	1.00	
06/11/2015	12:16pm	87664	1	PSS	C	3	SA	Huntzinger, Nicholas	20.00	
06/11/2015	3:28pm	87682	1	PSS	C	2	FS	City of Hilliard	5.00	
06/11/2015	5:36pm	87694	1	PSI	C	2	FS	City of Hilliard	2.00	
06/12/2015	8:25am	87699	1	PSS	C	3	CH1	Cahill, Amanda	10.00	
06/12/2015	9:09am	87706	1	PSS	C	2	CH1	Byard, Mark	5.00	
06/12/2015	10:37am	87731	1	PSS	C	2	SA	City of Hilliard	5.00	
06/12/2015	1:10pm	87753	1	PSS	C	2	SA	City of Hilliard	5.00	
06/14/2015	2:33pm	87792	1	PSS	C	3	KF	Perry, Mike	5.00	
06/14/2015	3:26pm	87793	1	PSS	C	2	KF	Nilsen, Amy	5.00	
06/15/2015	12:13pm	87830	1	PSS	C	2	JW	City of Hilliard	2.00	
06/15/2015	3:49pm	87841	1	PSS	C	2	JW	City of Hilliard	5.00	
06/17/2015	11:01am	87920	1	PSS	C	3	TP	Marsh, Michael	5.00	
06/17/2015	11:03am	87921	1	PSI	C	3	TP	Marsh, Michael	1.00	
06/21/2015	2:17pm	88004	1	PSI	C	2	KF	City of Hilliard	1.00	
06/21/2015	3:21pm	88006	1	PSS	C	2	KF	Mumaw, Michelle	15.00	
06/21/2015	3:50pm	88007	1	PSS	C	2	KF	Newcomb, Keri	5.00	
06/22/2015	10:32am	88017	1	PSS	C	5	SA	City of Hilliard	day passes HFAC Laynyard	1.00
06/22/2015	10:32am	88017	1	PSS	C	5	SA	City of Hilliard	day passes HFAC Laynyard	44.00
06/22/2015	10:42am	88018	1	PSS	C	3	TP	Shuster, Danielle	20.00	
06/22/2015	10:45am	88019	1	PSS	C	2	SA	City of Hilliard	1.00	
06/22/2015	11:35am	88024	1	PSS	C	3	TP	Scott, Jennifer	10.00	
06/22/2015	11:37am	88025	1	PSS	C	2	TP	Scott, Jennifer	5.00	
06/23/2015	4:03pm	88123	1	PSS	C	2	CH1	City of Hilliard	15.00	
06/23/2015	4:12pm	88125	1	PSS	C	3	KF	Mason, Amy	5.00	
06/25/2015	2:06pm	88216	1	PSS	C	2	SA	City of Hilliard	10.00	
06/30/2015	11:18am	88266	1	PSS	C	2	CH1	City of Hilliard	5.00	
07/01/2015	1:57pm	88303	1	PSS	C	4	CH1	City of Hilliard	10.00	
07/06/2015	9:31am	88355	1	PSI	C	2	TP	Marks, Erika	1.00	
07/06/2015	2:42pm	88379	1	PSS	C	1	GD	City of Hilliard	9000	6,898.05
07/06/2015	2:43pm	88380	1	PSS	C	1	GD	City of Hilliard	297	125.00
07/08/2015	3:26pm	88433	1	PSS	C	3	CH1	City of Hilliard		20.00
07/09/2015	4:12pm	88468	1	PSS	C	1	KT	City of Hilliard	1074 Schmidts	321.40
07/11/2015	12:43pm	88502	1	PSS	C	4	LR	Goff, Donald		20.00
07/16/2015	9:52am	88609	1	PSS	C	1	JW	City of Hilliard	MG Koncessions #1191	210.00

Cash Journal Report

Date	Time	Rcpt #	Drwr	Mod	D/C	Type	User	House/Other	Payment Reference	Amount
06/13/2016	11:53am	122252	1	PSS	C	4	SA	McChesney, Scott		15.00
06/14/2016	12:00pm	123963	1	PSS	C	2	SA	Le, Bruce		5.00
06/14/2016	1:18pm	124465	1	PSS	C	2	TP	Cooper, Megan		5.00
06/14/2016	2:40pm	124804	1	PSS	C	2	TP	DeMatteo, Mechele		10.00
06/14/2016	4:00pm	124919	1	PSS	C	3	TP	Barker, Alicia		5.00
06/16/2016	1:05pm	126161	1	PSS	C	2	SA	Peters, Malisa		5.00
06/17/2016	11:12am	126786	1	PSS	C	4	TP	Lowe, Ryan		5.00
06/17/2016	2:05pm	127428	1	PSS	C	2	TP	Haynes, Scott		10.00
06/17/2016	2:40pm	127538	1	PSS	C	1	TP	Kindell, Kathleen	5376	5.00
06/17/2016	4:59pm	127929	1	PSS	C	5	TP	Hall, Lisa		10.00
06/20/2016	1:56pm	131768	1	PSS	C	2	TP	Gargac, Monica		13.50
06/20/2016	1:58pm	131788	1	PSS	D	2	TP	Gargac, Monica		13.50
06/23/2016	9:22am	133956	1	PSS	C	2	FD	Prass, Mark		5.00
06/24/2016	12:25pm	134929	1	PSS	C	2	TP	Peters, Theresa		5.00
06/24/2016	12:58pm	135114	1	PSS	C	2	TP	Sapp, Gary		10.00
06/24/2016	1:01pm	135152	1	PSS	C	2	TP	Marek, Joanne		5.00
06/26/2016	2:53pm	138451	1	PSS	C	2	AK	Meermans, Lindsay		5.00
06/26/2016	5:29pm	138992	1	PSS	C	2	LR	Ledbetter, Lisa		5.00
06/30/2016	1:27pm	143229	1	PSS	C	2	SA	Ramey, Kelly		5.00
06/30/2016	1:37pm	143261	1	PSS	C	2	FD	Davell, Dean		5.00
07/05/2016	1:17pm	145353	1	PSS	C	3	SA	Barker, Alicia		5.00
07/07/2016	12:12pm	147253	1	PSS	C	2	FD	Cano, Molly		5.00
07/07/2016	12:25pm	147317	1	PSS	C	2	FD	Welch, Jeffrey		5.00
07/07/2016	5:31pm	148350	1	PSS	C	1	CL	ZZZHousehold, Internal R	1351	8,105.00
07/10/2016	1:29pm	150828	1	PSS	C	2	LI	Engel, Curt		5.00
07/10/2016	2:30pm	151085	1	PSS	C	2	LI	O'Dell, David Scot		5.00
07/11/2016	12:57pm	152171	1	PSS	C	3	TP	McCreary, Melissa		20.00
07/12/2016	2:42pm	154221	1	PSS	C	2	LI	Murphy, Cathy		5.00
07/15/2016	12:08pm	156554	1	PSS	C	2	SA	Bockbrader, Michael		5.00
07/17/2016	3:52pm	159632	1	PSS	C	2	LR	Taylor, Chris		20.00
07/19/2016	12:27pm	160437	1	PSS	C	2	FD	Bolton, Dan		5.00
07/21/2016	12:47pm	163522	1	PSS	C	2	FD	Shook, Amy		5.00
08/05/2016	11:36am	176200	1	PSS	C	4	TP	Marshall, Jennifer		5.00
10/24/2016	3:08pm	190383	1	PSS	C	2	CH1	ZZZHousehold, Internal R	Local shop 10 x 2 (Walmart)	20.00
03/23/2017	11:37am	200473	1	PSS	C	4	MR	Cherry, Marica		5.00
03/27/2017	5:35pm	200976	1	PSS	C	1	GD	Morgan, Marcia	1425	30.00
03/28/2017	12:13pm	201101	1	PSS	C	3	MR	Thomas, Marty		5.00
03/30/2017	11:38am	201620	1	PSS	C	4	MR	Nilsen, Amy		5.00
03/30/2017	5:13pm	201768	1	PSS	C	4	ACB	Teske, Cindy		10.00
03/31/2017	9:07am	202409	1	PSS	C	1	ACB	Swoger, David	1577	8.00
03/31/2017	3:07pm	202197	1	PSS	C	1	ACB	Swoger, David	1577	8.00
03/31/2017	3:38pm	202220	1	PSS	C	3	TM	Savchenko, Sergiy		30.00
03/31/2017	4:48pm	202286	1	PSS	C	1	TM	Hendrix, Matt	3912	20.00
04/27/2017	4:19pm	204111	1	PSS	C	3	LR	Regula-Ness, Kristine		15.00
05/22/2017	4:46pm	206047	1	PSS	C	2	CL	Millikin, Matthew		5.00
05/30/2017	11:47am	209948	1	PSS	C	2	TP	Ennis, Phil		5.00
05/30/2017	12:07pm	210125	1	PSS	C	4	TP	Schriemer, Sarah		27.00
05/30/2017	12:48pm	210322	1	PSS	C	4	TP	Schmidt, Jay		5.00
05/30/2017	3:37pm	210831	1	PSS	C	3	TP	Powell, Tina		30.00
05/30/2017	3:54pm	210875	1	PSS	C	4	TP	Rio, Rudy		15.00
05/30/2017	4:26pm	210946	1	PSS	C	2	TP	Shisila, Tamara		10.00
06/01/2017	10:07am	212121	1	PSS	C	2	CH1	Myers, Heather		5.00
06/02/2017	1:07pm	214885	1	PSS	C	2	TP	Kulp, Dawn		5.00
06/02/2017	1:11pm	214921	1	PSS	C	2	TP	Schneider, Jacquie		5.00
06/04/2017	12:14pm	218034	1	PSS	C	2	LV	Moore, Jenny		5.00
06/04/2017	12:19pm	218040	1	PSS	C	3	CNL	Battistelli, Mark		25.00
06/04/2017	1:34pm	218206	1	PSS	C	3	LV	Blevins, Marcus		5.00
06/04/2017	3:10pm	218652	1	PSS	C	2	LV	Weiler, Tia		10.00
06/04/2017	3:14pm	218691	1	PSS	C	3	CNL	Plumley, Michael		5.00
06/04/2017	3:53pm	218866	1	PSS	C	2	LV	Warthman, Brianne		5.00
06/04/2017	4:13pm	218953	1	PSS	C	2	CNL	Barton, Shawn		5.00
06/04/2017	4:23pm	218975	1	PSS	C	4	CNL	Ishmael, Sondra		5.00
06/11/2017	12:14pm	224822	1	PSS	C	2	CNL	Rumpf, Stacy		15.00
06/11/2017	5:27pm	226579	1	PSS	C	2	LV	Pitt, Michael		5.00

Cash Journal Report

Date	Time	Rcpt #	Drwr	Mod	D/C	Type	User	House/Other	Payment Reference	Amount
06/12/2017	10:21am	226695	1	PSS	C	3	TP	Rios, Melissa		15.00
06/14/2017	12:21pm	230599	1	PSS	C	2	SA	Lemaster, Walter		5.00
06/21/2017	3:54pm	240228	1	PSS	C	2	CH1	Daumeyer, Tony		5.00
06/28/2017	4:12pm	245103	1	PSS	C	2	CH1	Gladman, Brenda		5.00
07/06/2017	10:14am	252688	1	PSS	C	1	GD	Enterprises, Durant	1733	8,529.00
07/16/2017	1:08pm	260389	1	PSS	C	2	LV	Sturms, Hope		5.00
07/20/2017	3:19pm	266233	1	PSS	C	3	LI	Sweeney, Lori		5.00
02/23/2018	9:58am	299693	1	PSS	D	1	GD	ZZZHousehold, Internal R		5.00
02/23/2018	10:33am	299592	1	PSS	C	1	GD	ZZZHousehold, Internal R		5.00
03/25/2018	1:02pm	302473	1	PSS	C	4	KBT	Shachter, Matthew		25.00
03/26/2018	3:11pm	302613	1	PSS	C	3	BM	Gellner, Stacey		5.00
04/18/2018	10:13am	305469	1	PSS	C	1	CH1	Robson, Harold	4904	5.00
05/06/2018	4:58pm	306542	1	PSS	C	4	KBT	Whalley, Amanda		5.00
05/12/2018	11:17am	307042	1	PSS	C	4	ES1	Wiley, Wilbert		30.00
05/20/2018	1:16pm	307540	1	PSS	C	4	KBT	Pummell, Aaron		5.00
05/21/2018	2:15pm	307637	1	PSS	C	3	ZZZ	McKinzie, Donna		0.50
05/22/2018	8:19am	307677	1	PSS	C	4	SA	Collett-Felix, Lesley		5.00
05/24/2018	11:30am	308460	1	PSS	C	3	SA	Pierce, Joseph		15.00
05/25/2018	8:55am	308523	1	PSS	C	3	SA	Kocourek, Debra		5.00
05/25/2018	11:58am	308556	1	PSS	C	3	SA	Fuller, Roseann		5.00
05/25/2018	12:21pm	308565	1	PSS	C	3	SA	Keller, Ashley		10.00
05/27/2018	11:37am	309356	1	PSS	C	3	CH1	McKee, John		10.00
05/27/2018	12:48pm	309721	1	PSS	C	4	KBT	Gordon, Thomas		5.00
05/28/2018	12:12pm	310920	1	PSS	C	4	BM	King, Earl		15.00
05/28/2018	12:14pm	310939	1	PSS	C	3	CH1	Day, Patrick		5.00
05/29/2018	12:10pm	312437	9999	PSS	C	85	WWW	Turner, Catherine		50.00
05/29/2018	12:42pm	312447	1	PSS	C	4	ES	Graham, Michele		5.00
05/29/2018	3:11pm	312465	1	PSS	C	3	ES	Zoog, Everett		15.00
05/29/2018	5:53pm	312489	1	PSS	C	3	KBT	Wolford, Elizabeth		10.00
05/29/2018	6:55pm	312492	1	PSS	C	3	KBT	Jayme, Sara		10.00
05/30/2018	9:44am	312516	1	PSS	C	1	JM	Restaurant, Old Bag of	12085	375.32
05/30/2018	12:07pm	312586	1	PSS	C	1	SA	Cantina, Local	002327	397.94
05/30/2018	12:30pm	312596	1	PSS	C	4	CH1	Hanley, Krystal		20.00
05/30/2018	3:25pm	312619	1	PSS	C	4	SA	Renfrow, Bill		5.00
05/30/2018	3:44pm	312624	1	PSS	C	3	SA	Diner, Starliner		302.88
05/31/2018	9:50am	312923	1	PSS	C	4	MR	Sweeney, Shannon		10.00
05/31/2018	11:09am	312935	1	PSS	C	3	SA	Workman, Catherine		5.00
06/01/2018	1:04pm	313399	1	PSS	C	4	HJ	Turvy, Lori		5.00
06/01/2018	1:31pm	313479	1	PSS	C	4	HJ	Tipa, Kate		25.00
06/01/2018	1:50pm	313498	1	PSS	C	3	LD	Hawley- Wells, Diane		35.00
06/01/2018	2:40pm	313606	1	PSS	C	5	LD	Spetnagel, Joe		25.00
06/02/2018	11:37am	313870	1	PSS	C	3	AB	Buskirk, Corey		20.00
06/02/2018	12:02pm	313928	1	PSS	C	3	KBT	Richards, Danielle		25.00
06/04/2018	1:23pm	315969	1	PSS	C	3	BM	Mirgon, David		5.00
06/04/2018	2:46pm	316178	1	PSS	C	3	SA	Burchard, Cheryl		5.00
06/05/2018	3:19pm	316549	1	PSS	C	3	SA	Otie's, Otie's		721.57
06/06/2018	5:52pm	316927	1	PSS	C	3	KBT	Martin, Kristln		5.00
06/07/2018	12:45pm	317247	1	PSS	C	3	HJ	Cannan, Jordan		20.00
06/07/2018	1:40pm	317456	1	PSS	C	4	MR	Vehr, Pamela		10.00
06/07/2018	2:17pm	317571	1	PSS	C	3	MR	Malechowski, Billie		5.00
06/07/2018	4:32pm	317826	1	PSS	C	6	MR	Gearhiser, Deborah		15.00
06/08/2018	10:19am	318019	1	PSS	C	4	HJ	Stewart, Matt		15.00
06/08/2018	3:58pm	318388	9999	PSS	C	84	WWW	Turner, Catherine		50.00
06/09/2018	1:24pm	318726	1	PSS	C	3	ES	Consalvo, Amanda		10.00
06/11/2018	10:05am	319808	1	PSS	C	3	SA	Tierney, Stacey		25.00
06/12/2018	12:39pm	320041	1	PSS	C	3	SA	Kinser, Joy		4.50
06/14/2018	2:30pm	321741	1	PSS	C	3	SA	Otie's, Otie's		102.00
06/14/2018	2:33pm	321757	1	PSS	C	3	SA	Otie's, Otie's		453.85
06/15/2018	10:16am	322274	1	PSS	C	3	ES	Carroll, Flisha		20.00
06/15/2018	11:57am	322360	1	PSS	C	4	ES	Fisher, Katie		5.00
06/15/2018	12:19pm	322483	1	PSS	C	4	CH1	Peters, Theresa		5.00
06/15/2018	2:34pm	322898	1	PSS	C	4	KS	Cheatham, Julie		10.00
06/15/2018	3:04pm	322958	1	PSS	C	3	ES	Maxwell, Jeffrey		20.00
06/15/2018	3:13pm	322979	1	PSS	C	3	KS	Quelette, Jaime		5.00

RecTrac
GL Summary

Monday, July 6th, 2015

GL Code	Account #	Cost Ctr	Rcpt #	Mod	Pay Code	Txn Reference	User Name	DR Amt	CR Amt
2060	101.000.44900	HCC	88355	PSI	2		TP	0.00	1.00
2060	101.000.44900	HCC	88379	PSS	1	9000	GD	0.00	6,898.05
2060	101.000.44900	HCC	88380	PSS	1	297	GD	0.00	125.00
								0.00	7,024.05
Report Grand Totals								0.00	7,024.05

Report Summary Totals

Long Description	DR Amt	CR Amt	Net Amt
Cash	0.00	1.00	1.00
Check	0.00	7,023.05	7,023.05
Long Description Total	0.00	7,024.05	7,024.05
Total Net Amount:	7,024.05		

GL Summary reports for account 101.000.44900(misc COMM CTR) for each Durant Enterprise commission paid to the City of Hilliard for 2015 through 2017. SD tied the Durant commission transactions (highlighted in yellow) to the Rec-Trac Cash Journal report and the total to the Detailed Revenue Transactions report.
Source: Geoff Dews
Title: Recreation Supervisor

RecTrac
GL Summary

Thursday, July 7th, 2016

GL Code	Account #	Cost Ctr	Rcpt #	Mod	Pay Code	Txn Reference	User Name	DR Amt	CR Amt
2060	101.000.44900	HCC	147253	PSS	2		fd	0.00	5.00
2060	101.000.44900	HCC	147317	PSS	2		fd	0.00	5.00
2060	101.000.44900	HCC	148350	PSS	1	1351	cl	0.00	8,105.00
								0.00	8,115.00
Report Grand Totals								0.00	8,115.00

Report Summary Totals

Long Description	DR Amt	CR Amt	Net Amt
Cash	0.00	10.00	10.00
Check	0.00	8,105.00	8,105.00
Long Description Total	0.00	8,115.00	8,115.00
Total Net Amount:	8,115.00		

RecTrac
GL Summary

Thursday, July 6th, 2017

GL Code	Account #	Cost Ctr	Rcpt #	Mod	Pay Code	Txn Reference	User Name	DR Amt	CR Amt
2060	101.000.44900	HCC	252688	PSS	1	1733	gd	0.00	8,529.00
								0.00	8,529.00

Report Grand Totals								0.00	8,529.00
----------------------------	--	--	--	--	--	--	--	-------------	-----------------

Report Summary Totals

Long Description	DR Amt	CR Amt	Net Amt
Check	0.00	8,529.00	8,529.00
Long Description Total	0.00	8,529.00	8,529.00
Total Net Amount:	8,529.00		


101.000.44900		MISC COMM CTR								
Date	Src	Payin	Trans	Bno/seq	Project	Amount	Remark			
01-30-2015	REC	21986	R1500403	05060009		5.00	COMM/SR CENTER - MEMB & PR			
02-20-2015	REC	22053	R1500844	05128013		20.00	COMM/SR CENTER - MEMB & PR			
03-06-2015	REC	22087	R1501089	05167004		20.00	COMM/SR CENTER - MEMB & PR			
03-06-2015	REC	22089	R1501108	05167006		15.00	COMM/SR CENTER - MEMB & PR			
03-11-2015	REC	22102	R1501250	05181003		20.00	COMM/SR CENTER - MEMB & PR			
03-20-2015	REC	22121	R1501397	05218002		10.00	COMM/SR CENTER - MEMB & PR			
03-20-2015	REC	22134	R1501441	05218015		10.00	COMM/SR CENTER - MEMB & PR			
03-27-2015	REC	22150	R1501558	05237004		10.00	COMM/SR CENTER - MEMB & PR			
03-27-2015	REC	22167	R1501665	05237021		5.00	COMM/SR CENTER - MEMB & PR			
04-09-2015	REC	22188	R1501872	05268015		1.00	COMM/SR CENTER - MEMB & PR			
04-09-2015	REC	22194	R1501924	05268021		1.00	COMM/SR CENTER - MEMB & PR			
04-17-2015	REC	22200	R1502021	05304002		1.00	COMM/SR CENTER - MEMB & PR			
04-17-2015	REC	22205	R1502051	05304007		2.00	COMM/SR CENTER - MEMB & PR			
04-17-2015	REC	22210	R1502073	05304012		1.00	COMM/SR CENTER - MEMB & PR			
04-24-2015	REC	22228	R1502214	05326007		1.00	COMM/SR CENTER - MEMB & PR			
05-15-2015	REC	22293	R1502658	05395007		1.00	COMM/SR CENTER - MEMB & PR			
05-15-2015	REC	22295	R1502684	05395009		2.00	COMM/SR CENTER - MEMB & PR			
05-22-2015	REC	22309	R1502758	05411006		66.00	COMM/SR CENTER - MEMB & PR			
05-22-2015	REC	22310	R1502766	05411007		37.00	COMM/SR CENTER - MEMB & PR			
05-22-2015	REC	22321	R1502838	05411018		10.00	COMM/SR CENTER - MEMB & PR			
05-22-2015	REC	22330	R1502877	05411027		2.00	COMM/SR CENTER - MEMB & PR			
05-29-2015	REC	22332	R1502929	05430002		158.00	COMM/SR CENTER - MEMB & PR			
05-29-2015	REC	22340	R1502961	05430010		10.00	COMM/SR CENTER - MEMB & PR			
05-29-2015	REC	22344	R1502992	05430014		26.00	COMM/SR CENTER - MEMB & PR			
05-29-2015	REC	22347	R1503007	05430017		15.00	COMM/SR CENTER - MEMB & PR			
06-05-2015	REC	22353	R1503056	05435005		99.00	COMM/SR CENTER - MEMB & PR			
06-05-2015	REC	22356	R1503081	05435008		6.00	COMM/SR CENTER - MEMB & PR			
06-05-2015	REC	22362	R1503110	05435014		6.00	COMM/SR CENTER - MEMB & PR			
06-05-2015	REC	22369	R1503166	05435021		95.50	COMM/SR CENTER - MEMB & PR			
06-11-2015	REC	22373	R1503221	05463002		271.00	COMM/SR CENTER - MEMB & PR			
06-11-2015	REC	22379	R1503249	05463008		5.00	COMM/SR CENTER - MEMB & PR			
06-11-2015	REC	22381	R1503268	05463010		5.00	COMM/SR CENTER - MEMB & PR			
06-11-2015	REC	22385	R1503288	05463014		42.00	COMM/SR CENTER - MEMB & PR			
06-11-2015	REC	22386	R1503297	05463015		28.00	COMM/SR CENTER - MEMB & PR			
06-19-2015	REC	22393	R1503351	05480004		35.00	COMM/SR CENTER - MEMB & PR			
06-19-2015	REC	22398	R1503376	05480009		7.00	COMM/SR CENTER - MEMB & PR			
06-19-2015	REC	22410	R1503423	05480020		6.00	COMM/SR CENTER - MEMB & PR			
06-29-2015	REC	22421	R1503497	05496008		21.00	COMM/SR CENTER - MEMB & PR			
06-29-2015	REC	22426	R1503518	05496013		81.00	COMM/SR CENTER - MEMB & PR			
06-29-2015	REC	22427	R1503528	05496014		20.00	COMM/SR CENTER - MEMB & PR			
06-29-2015	REC	22434	R1503572	05496021		10.00	COMM/SR CENTER - MEMB & PR			
07-10-2015	REC	22446	R1503658	05515004		5.00	COMM/SR CENTER - MEMB & PR			
07-10-2015	REC	22449	R1503685	05515007		10.00	COMM/SR CENTER - MEMB & PR			
07-10-2015	REC	22461	R1503727	05515019		7,024.05	COMM/SR CENTER - MEMB & PR			
07-10-2015	REC	22464	R1503742	05515022		20.00	COMM/SR CENTER - MEMB & PR			
07-10-2015	REC	22467	R1503769	05515025		321.40	COMM/SR CENTER - MEMB & PR			
07-17-2015	REC	22473	R1503811	05528006		20.00	COMM/SR CENTER - MEMB & PR			
07-17-2015	REC	22491	R1503895	05528024		211.00	COMM/SR CENTER - MEMB & PR			
07-24-2015	REC	22497	R1503932	05561003		1.00	COMM/SR CENTER - MEMB & PR			
07-30-2015	REC	22514	R1504058	05582004		5.00	COMM/SR CENTER - MEMB & PR			
07-30-2015	REC	22519	R1504093	05582009		5.00	COMM/SR CENTER - MEMB & PR			

Detailed Revenue Transactions report for account 101.000.44900 (MISC COMM CTR). SD traced the batch transaction entries (highlighted in yellow) which included the Durant Enterprise commission payments to the City of Hilliard to the Rec-Trac GL Summary Detail report and to the Rec-Trac Cash Journal Report.

Source: Karrie Martin
Title: Fiscal Officer

ATTORNEY GENERAL

101.000.44900		MISC COMM CTR						
Date	Src	Payin	Trans	Bno/seq	Project	Amount	Remark	
08-10-2015	REC	22540	R1504203	05602007		143.85	COMM/SR CENTER - MEMB & PR	
08-10-2015	REC	22544	R1504227	05602011		10.00	REC & PARKS - CON/MEMB/PRO	
08-10-2015	REC	22544	R1504228	05602011		-5.00	REC & PARKS - CON/MEMB/PRO	
08-10-2015	REC	22552	R1504282	05602019		75.00	COMM/SR CTR - MEMB/RENTAL/	
08-10-2015	REC	22554	R1504308	05602021		5.00	COMM/SR CENTER - MEMB & PR	
08-14-2015	REC	22571	R1504419	05634016		5.00	COMM/SR CENTER - MEMB & PR	
10-09-2015	REC	22725	R1505390	05818015		189.00	COMM/SR CENTER - MEMB & PR	
02-19-2016	REC	23084	R1600767	06155002		5.00	COMM/SR CENTER - MEMB & PR	
03-11-2016	REC	23145	R1601191	06238003		20.00	COMM/SR CENTER - MEMB & PR	
03-18-2016	REC	23174	R1601390	06258010		5.00	COMM/SR CENTER - MEMB & PR	
03-18-2016	REC	23185	R1601444	06258021		110.00	COMM/SR CENTER - MEMB & PR	
03-24-2016	REC	23189	R1601483	06271004		5.00	COMM/SR CENTER - MEMB & PR	
03-31-2016	REC	23216	R1601623	06281009		5.00	COMM/SR CENTER - MEMB & PR	
03-31-2016	REC	23223	R1601668	06281016		5.00	COMM/SR CENTER - MEMB & PR	
04-08-2016	REC	23225	R1601731	06299002		45.00	COMM/SR CENTER - MEMB & PR	
04-08-2016	REC	23230	R1601751	06299007		10.00	COMM/SR CENTER - MEMB & PR	
04-08-2016	REC	23231	R1601758	06299008		5.00	COMM/SR CENTER - MEMB & PR	
04-15-2016	REC	23250	R1601885	06311002		5.00	COMM/SR CENTER - MEMB & PR	
05-13-2016	REC	23354	R1602399	06379005		100.00	COMM/SR CENTER - MEMB & PR	
05-20-2016	REC	23378	R1602554	06406010		20.00	COMM/SR CENTER - MEMB & PR	
05-27-2016	REC	23411	R1602719	06421016		5.00	COMM/SR CENTER - MEMB & PR	
05-31-2016	MEM	16.05.CC	M1600118	06471001		125.00	PARK AND REC. REVENUE	
06-07-2016	REC	23436	R1602854	06437007		5.00	COMM/SR CENTER - MEMB & PR	
06-13-2016	REC	23451	R1602921	06444006		45.00	COMM/SR CENTER - MEMB & PR	
06-13-2016	REC	23454	R1602933	06444009		40.00	COMM/SR CENTER - MEMB & PR	
06-13-2016	REC	23456	R1602950	06444011		60.00	COMM/SR CENTER - MEMB & PR	
06-13-2016	REC	23457	R1602960	06444012		55.00	COMM/SR CENTER - MEMB & PR	
06-13-2016	REC	23464	R1603006	06444019		5.00	COMM/SR CENTER - MEMB & PR	
06-17-2016	REC	23468	R1603047	06476004		25.00	COMM/SR CENTER - MEMB & PR	
06-17-2016	REC	23476	R1603081	06476012		20.00	COMM/SR CENTER - MEMB & PR	
06-17-2016	REC	23481	R1603101	06476017		25.00	COMM/SR CENTER - MEMB & PR	
06-17-2016	REC	23487	R1603139	06476023		5.00	COMM/SR CENTER - MEMB & PR	
06-24-2016	REC	23491	R1603180	06487003		30.00	COMM/SR CENTER - MEMB & PR	
06-24-2016	REC	23510	R1603258	06487022		5.00	COMM/SR CENTER - MEMB & PR	
06-30-2016	REC	23521	R1603298	06496007		30.00	COMM/SR CENTER - MEMB & PR	
07-07-2016	REC	23543	R1603391	06506002		10.00	COMM/SR CENTER - MEMB & PR	
07-07-2016	REC	23560	R1603450	06506019		5.00	COMM/SR CENTER - MEMB & PR	
07-15-2016	REC	23567	R1603498	06540001		8,115.00	COMM/SR CENTER - MEMB/PROG	
07-15-2016	REC	23573	R1603521	06540007		10.00	COMM/SR CENTER - MEMB & PR	
07-15-2016	REC	23599	R1603543	06540012		20.00	COMM/SR CENTER - MEMB & PR	
07-15-2016	REC	23576	R1603563	06540014		5.00	COMM/SR CENTER - MEMB & PR	
07-22-2016	REC	23586	R1603638	06555002		5.00	COMM/SR CENTER - MEMB & PR	
07-22-2016	REC	23588	R1603643	06555004		20.00	COMM/SR CENTER - MEMB & PR	
07-22-2016	REC	23609	R1603679	06555021		5.00	COMM/SR CENTER - MEMB & PR	
07-22-2016	REC	23616	R1603720	06555028		5.00	COMM/SR CENTER - MEMB & PR	
08-12-2016	REC	23669	R1604080	06608004		5.00	COMM/SR CENTER - MEMB & PR	
10-31-2016	REC	23913	R1605511	06879006		20.00	COMM/SR CENTER - MEMB & PR	
03-24-2017	REC	24390	R1701625	07283024		5.00	COMM/SR CENTER - MEMB & PR	
03-31-2017	REC	24398	R1701680	07294008		30.00	COMM/SR CENTER - MEMB & PR	
03-31-2017	REC	24404	R1701714	07294014		5.00	COMM/SR CENTER - MEMB & PR	
03-31-2017	REC	24408	R1701756	07294018		15.00	COMM/SR CENTER - MEMB & PR	
04-07-2017	REC	24412	R1701808	07308004		58.00	COMM/SR CENTER - MEMB & PR	



101.000.44900		MISC COMM CTR							
Date	Src	Payin	Trans	Bno/seq	Project	Amount	Remark		
04-28-2017	REC	24492	R1702305	07378020		15.00	COMM/SR CENTER - MEMB & PR		
05-26-2017	REC	24570	R1702784	07459006		5.00	COMM/SR CENTER - MEMB & PR		
05-31-2017	REC	24595	R1702935	07471010		92.00	COMM/SR CENTER - MEMB & PR		
06-02-2017	REC	24610	R1702996	07477009		5.00	COMM/SR CENTER - MEMB & PR		
06-09-2017	REC	24613	R1703036	07486003		50.00	COMM/SR CENTER - MEMB & PR		
06-13-2017	REC	24639	R1703165	07491008		20.00	COMM/SR CENTER - MEMB & PR		
06-13-2017	REC	24651	R1703201	07491020		15.00	COMM/SR CENTER - MEMB & PR		
06-13-2017	REC	24662	R1703243	07491031		5.00	COMM/SR CENTER - MEMB & PR		
06-23-2017	REC	24684	R1703360	07529017		5.00	COMM/SR CENTER - MEMB & PR		
06-30-2017	REC	24716	R1703498	07540022		5.00	COMM/SR CENTER - MEMB & PR		
07-07-2017	REC	24740	R1703586	07547015		8,529.00	COMM/SR CENTER - MEMB & PR		
07-21-2017	REC	24787	R1703834	07596017		5.00	COMM/SR CENTER - MEMB & PR		
07-24-2017	REC	07.17.17	R1703839	07602001		5.00	COMM/SR CENTER - MEMB & PR		
Account total						27,145.80			
Grand Total						27,145.80			

ATTORNEY WORK PRODUCT

RecTrac

Service Item Sales History Report by Date

Date	Receipt #	User	Service Item	Description	Quantity	Fee Amt	Disc Amt	Tax Amt	Net Fees
07/25/2018	354726	kt	Pool Concessions	East Pool Concessions	1	523.68	0.00	0.00	523.68
			Pool Concessions	HFAC Pool Concession	1	3,501.08	0.00	0.00	3,501.08
					2	4,024.76	0.00	0.00	4,024.76
09/17/2018	375824	acb	CONCES	Concessions ?	1	2,194.14	0.00	0.00	2,194.14
				West ?	1	2,194.14	0.00	0.00	2,194.14
10/04/2018	376744	ACB	CONCES	Concessions ?	1	1,193.22	0.00	0.00	1,193.22
				East ?	1	1,193.22	0.00	0.00	1,193.22
Report Grand Totals					4	7,412.12	0.00	0.00	7,412.12

SD identified \$4,024.76 that was described as East Pool Concessions and West Pool Concessions but was incorrectly recorded in account 101.00.44902 (MISC. SWIM POOL - EAST POOL) and account 101.000.44903 (MISC. SWIM POOL - WEST POOL). These amounts should have been recorded in accounts 101.000.44222 (CONCESSIONS - EAST POOL) and 101.000.44223 (CONCESSIONS - WEST POOL).

SD verified that the amount of Community Center concessions agrees to the amount recorded in CMI.

Report Summa

Total Transac
Service Items

Rectrac
GL Summary

GL Code	Description	Account Number	DR Cnt	DR Amt	CR Cnt	CR Amt	Net Am
1016	Senior Center Membership	101.000.44201	0	0.00	3	45.00	45.00
1036	East Pool Daily Admissions	101.000.44212	0	0.00	18	260.00	260.00
1046	IFAC Daily Admissions	101.000.44213	1	10.00	137	2,865.00	2,855.00
2026	Senior Center Programs				16	347.00	265.00
2026	Senior Center Program Contr				3	82.00	79.00
2066	Community Center Misc.				2	112.71	112.71
2086	East Pool Misc.	101.000.44902	0	0.00	1	523.68	523.68
2096	IFAC Pool Misc.	101.000.44903	0	0.00	1	3,501.08	3,501.08
999999	Control Account (AP)	Enter Control Acct	1	10.00	1	10.00	0.00
Report Grand Totals			6	105.00	182	7,746.47	7,641.47

Separate accounts exist for East Pool and West Pool concessions (101.000.44222 - East Pool and 101.000.44223 - West Pool). During the 2018 pool season, concession revenue received for the East and West Pools was recorded, incorrectly, into accounts 101.000.44902 (MISC. SWIM POOL -EAST POOL) and 101.000.44903 (MISC. SWIM POOL - WEST POOL).

Report Summary Totals

Long Description	DR Amt	CR Amt	Net Amt
American Express	0.00	160.00	✓ 160.00
Cash	10.00	1,605.00	✓ 1,595.00
Check	0.00	4,200.47	✓ 4,200.47
Discover	0.00	7.00	✓ 7.00
Mastercard	0.00	595.00	✓ 595.00
System - GL System Entr	95.00	95.00	0.00
Visa	0.00	1,084.00	✓ 1,084.00
Long Description Total	105.00	7,746.47	7,641.47
Total Net Amount:	7,641.47		

[Handwritten Signature]
7/26/18

AUS
7/26/18

ATTORNEY

101.000.44902 MISC. SWIM POOL - EAST POOL

Batch Date	Trans Date	Src	Payin	Trans	Bno/seq	Project
07-31-2018	07-26-2018	REC	25988	R1804006	08726003	

Amount Remark

523.68 COM/SNR CENTER - MEMB 8

SD verified that the amount recorded as East Pool concessions was recorded in account 101.00.44902 in the CMI system.

Account total

523.68

Grand Total

523.68

ATTORNEY WORK PRODUCT

101.000.44903 MISC. SWIM POOL - WEST POOL

Batch Date	Trans Date	Src	Payin	Trans	Bno/seq	Project	Amount	Remark
06-04-2018	06-04-2018	REC		25807	R1802933	08538007	7.00	COMM/SR CENTER - MEMB & PR
06-04-2018	06-05-2018	REC		25812	R1802954	08538012	2.00	COMM/SR CENTER - MEMB & PR
06-14-2018	06-15-2018	REC		25848	R1803180	08570023	1.00	COMM/SR CENTER - MEMB & PR
06-18-2018	06-18-2018	REC		25858	R1803235	08591010	6.00	COMM/SR CENTER - MEMB & PR
06-18-2018	06-19-2018	REC		25867	R1803272	08591019	1.00	COMM/SR CENTER - MEMB & PR
06-18-2018	06-22-2018	REC		25879	R1803356	08591030	2.00	COMM/SR CENTER - MEMB & PR
06-25-2018	06-25-2018	REC		25881	R1803373	08610001	2.00	COMM/SR CENTER - MEMB & PR
06-25-2018	06-26-2018	REC		25894	R1803404	08610014	4.00	COMM/SR CENTER - MEMB & PR
06-25-2018	06-27-2018	REC		25903	R1803437	08610022	2.00	COMM/SR CENTER - MEMB & PR
07-09-2018	07-05-2018	REC		25920	R1803551	08634009	9.00	COMM/SR CENTER - MEMB & PR
07-17-2018	07-16-2018	REC		25946	R1803757	08672003	2.00	COM/REC/SNR CENTER - MEMB
07-17-2018	07-19-2018	REC		25961	R1803831	08672017	1.00	COM/SNR CENTER - MEMB & FE
07-31-2018	07-26-2018	REC		25988	R1804007	08726003	3,501.08	COM/SNR CENTER - MEMB & FE
07-31-2018	07-30-2018	REC		25995	R1804034	08726010	2.00	COM/ SNR CENTER - MEMB & P

Account total

3,542.08

Grand Total

3,542.08

SD verified that the amount recorded as West Pool concessions was recorded in account 101.00.44903 in the CMI system.

ATTORNEY WORK PRODUCT

GL Summary

GL Code	Description	Account Number	DR Cnt	DR Amt	CR Cnt	CR Amt	Net Amt
1000	Community Center Membersh	101.000.44200	0	0.00	1	10.00	10.00
1010	Senior Center Membership	101.000.44201	0	0.00	3	45.00	45.00
1050	Community Center Concessio	101.000.44220	0	0.00	1	2,194.14	2,194.14
1070	Community Center Rentals	101.000.44230	0	0.00	1	100.00	100.00
2020	Senior Center Programs	101.000.44241	1	7.00	1	5.00	-2.00
2021	Senior Center Program Contr	101.000.44241	0	0.00	1	7.00	7.00
3030	Ballfield Fees	101.000.44280	1	200.00	0	0.00	-200.00
999999	Control Account (AP)	Enter Control Acct	0	0.00	1	200.00	200.00
<i>101.000.44280</i> Report Grand Totals			2	207.00	9	2,561.14	2,354.14

Report Summary Totals

Long Description	DR Amt	CR Amt	Net Amt
American Express WebTr	0.00	100.00	100.00 ✓
Check	0.00	2,239.14	2,239.14 ✓
System - GL System Entr	207.00	207.00	0.00 ✓
Visa	0.00	15.00	15.00 ✓
Long Description Total	207.00	2,561.14	2,354.14 ✓
Total Net Amount:	2,354.14		

OK amt.
9/18/18

Checks
 ✓ 5.00 +
 30.00 +
 2,194.14 +
 10.00 +
 2,239.14 =

Totals
 ✓ 100.00 +
 2,239.14 +
 15.00 +
 2,354.14 =

U-C


GL Summary

GL Code	Description	Account Number	DR Cnt	DR Amt	CR Cnt	CR Amt	Net Amt
1010	Senior Center Membership	101.000.44201	0	0.00	1	15.00	15.00
1050	Community Center Concessio	101.000.44220	0	0.00	1	1,193.22	1,193.22
2020	Senior Center Programs	101.000.44241	1	1.00	8	121.00	120.00
2021	Senior Center Program Contr	101.000.44241	2	7.00	1	1.00	-6.00
2060	Community Center Misc.	101.000.44900	1	50.00	1	50.00	0.00
999999	Control Account (AP)	Enter Control Acct	1	50.00	1	50.00	0.00
Report Grand Totals			5	108.00	13	1,430.22	1,322.22

Report Summary Totals

Long Description	DR Amt	CR Amt	Net Amt
Cash	50.00	50.00	0.00
Check	0.00	1,193.22	1,193.22
Mastercard	0.00	30.00	30.00
System - GL System Entr	58.00	58.00	0.00
Visa	0.00	99.00	99.00
Long Description Total	108.00	1,430.22	1,322.22
Total Net Amount:	1,322.22		

Cleaned up, correct
 submitted to Alex
 on 10/15/18


 10/15/18

101.000.44220 CONCESSIONS COMM CTR									
Batch Date	Trans Date	Src	----Payin---	--Trans--	Bno/seq	Project	Amount	Remark	
01-05-2018	01-02-2018	REC	25289	R1800009	08110001		5.77	COMM/SR CENTER - POP MACHI	
09-21-2018	09-18-2018	REC	26157	R1805010	08884012		2,194.14	COM/SNR CENTER - PROGRAMS	
10-02-2018	10-05-2018	REC	26220	R1805290	08931022		1,193.22	COM/SNR CENTER	
Account total								3,393.13	
Grand Total								3,393.13	

Machine vending services are not recorded in Rec-Trac

ATTORNEY WORK PRODUCT