
Pools Survey

May 21-25, 2020





The Basics

Survey

- Total emails: 2,781
 - Passholders from 2019 Season
 - Responses: 1,520
 - Response rate: 54.5%
 - Open from May 21 through May 25

Did you purchase a 2019 or 2020 pool membership?

Yes	94.9%
No	5.1%

● Yes

1442

● No

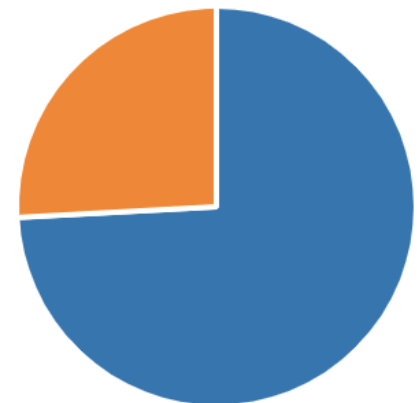
78



Which Hilliard pool do you most often visit?

HFAC	74.2%
CBSCP	25.8%

- Hilliard Family Aquatics Center... 1127
- Clyde "Butch" Seidle Commun... 393




How many members are in your family who visit the pool?

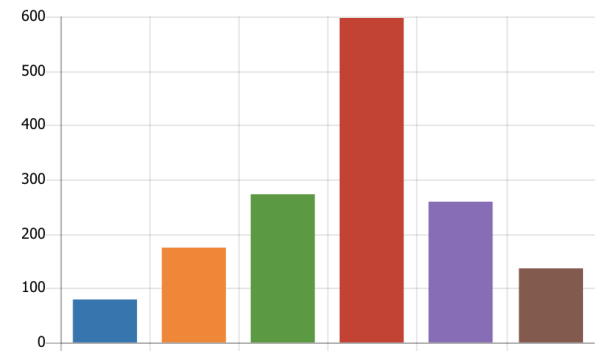
1	5.3%
2	11.5%
3	18.0%
4	39.3%
5	17.0%
6+	8.9%

6. How many members are in your family who visit the pool?

[More Details](#)



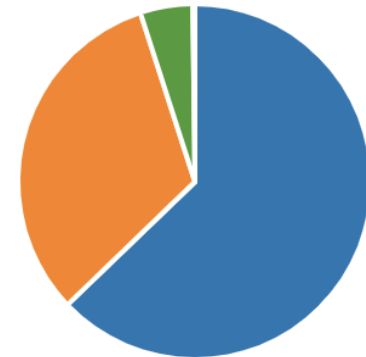
80
174
274
597
259
136



What best describes your household?

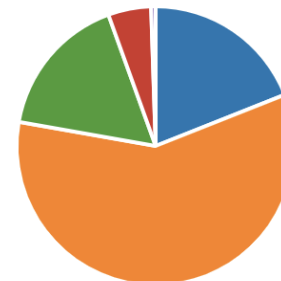
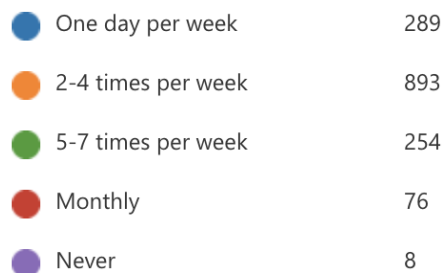
Live in City AND District	63.0%
Live in District only	32.0%
Don't live in either	4.8%
Don't know	0.2%

- We live in the City of Hilliard A... 955
- We live in Hilliard City School ... 489
- We do not live in the City of H... 73
- I'm not sure 3



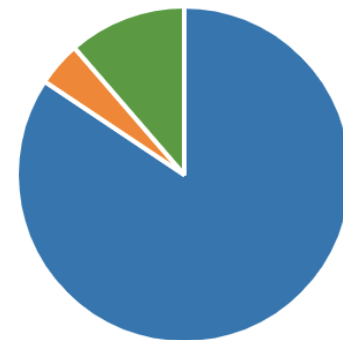
How often would you say members of your family visited the pools in 2019?

One day / week	19.1%
2-4 times / week	58.7%
5-7 times / week	16.7%
Monthly	5.0%
Never	0.5%



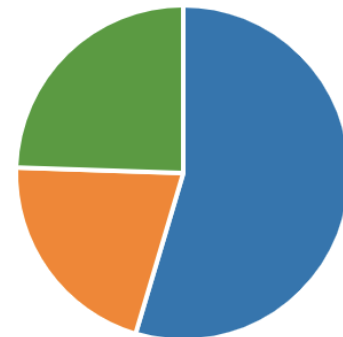
Would you and other members of your family respect the state's 6-foot social distancing guidelines within the pool and on and around the pool deck?

Yes	84.3%
No	4.3%
Maybe	11.4%



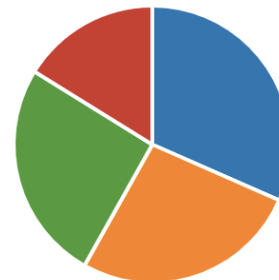
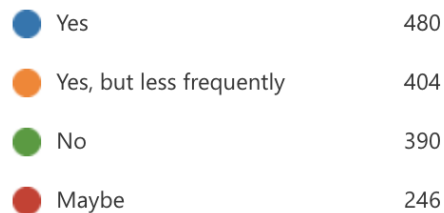
Would you and other members of your family wear a mask when entering, exiting, and moving around the pool deck and/or in the restrooms?

Yes	54.6%
No	20.9%
Maybe	24.5%



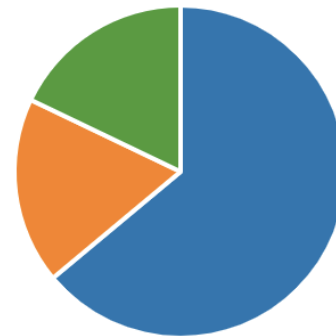
In an effort to reduce contact points and increase safety for all patrons, the diving well, slides, baby pool, lazy river and splash pad could be closed, leaving access to only the leisure pool (with no play structure access) and competition pool. Would you still come to the pool?

Yes	31.6%
Yes, less frequently	26.6%
No	25.6%
Maybe	16.2%



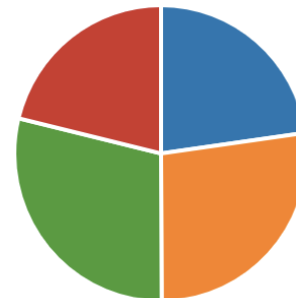
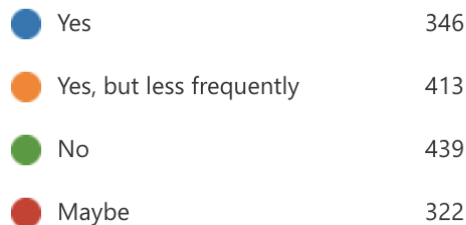
If the City did not offer lounge chairs for public use, would you bring your own chair to the pool?

Yes	63.9%
No	18.1%
Maybe	17.9%



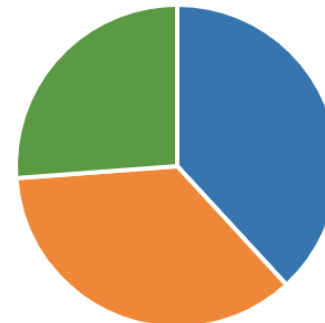
Would you visit the pool if you had to register for specific 2-hour blocks of time each day and pay a daily admission fee online?

Yes	22.7%
Yes, less frequently	27.2%
No	28.8%
Maybe	21.2%



Given the guidelines listed in Questions 9-13, would you be willing to pay \$5 for this two-hour block for each person each visit?

Yes	38.2%
No	35.7%
Maybe	26.1%



Which block of time would you most likely sign-up for?

9-11 a.m.	5.0%
Noon-2 p.m.	43.0%
3-5 p.m.	38.3%
6-8 p.m.	13.7%

